

# FY 13 Budget Goal Setting

# **City of North Liberty FY 13 Budget Goal Setting**

---




**November 22, 2010**

**North Liberty City Council Chambers**

**6:30 P.M.**

# Budget Timeline

- Oct 3 – Oct 31 Department Heads create budgets
- Oct 31 Proposals submitted to City Administrator
- Nov 22 Budget Goal Setting with Council
- Nov 10 -Dec 30 Dept Head meetings with City Administrator
- Jan 17 Budget work session with City Council & Department Heads
- Jan 31 Budget work session with City Council
- Feb 21 Budget work session with City Council (if needed)
- Feb 28 Publication of proposed budget
- Mar 13 Public Hearing and adoption of FY 13 budget
- Mar 15 Final Budget certified with County Auditor



# Administration's Budget Objectives

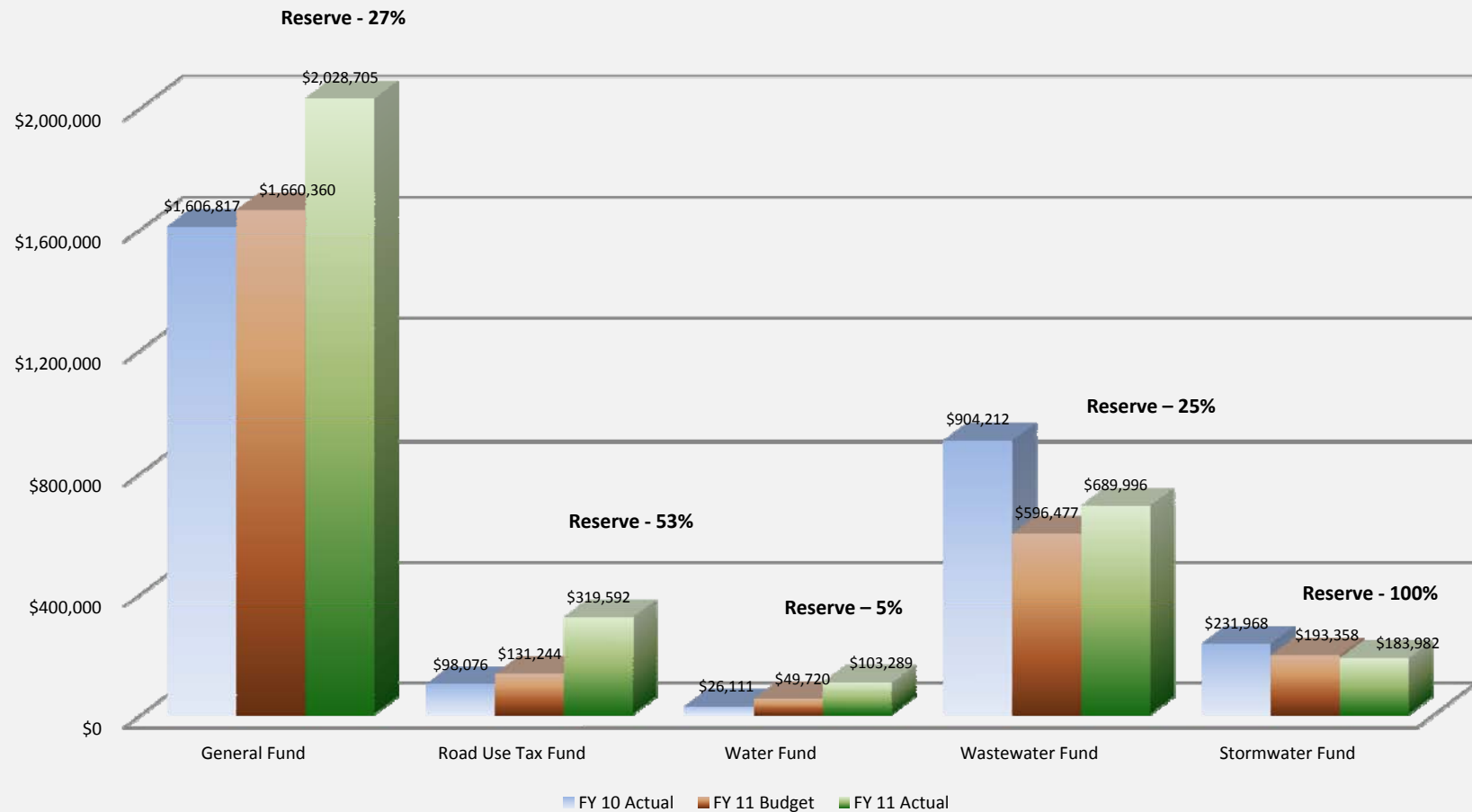
- Maintain current levels of services and operations.
- Address service, operational and infrastructure needs due to growth.
- Address infrastructure needs due to aging.
- Continue to maintain/build adequate cash reserves.
- Continue to explore alternatives for providing services more efficiently/effectively (**on-going throughout the year**).
- Review utility service funds and rates to plan for current and future needs.
- Maintain tax rate.



# Current Fiscal Conditions

- **City of North Liberty maintains strong financial position.**
  - All major funds projected to grow or maintain strong cash position in FY 12
    - New revenues in the Road Use Fund
    - General fund showed tremendous growth
    - Utility funds will need to be monitored, rates adjusted
  - Bond rating is Aa3 (exceptional considering our tax base size)
  - At 69% of debt capacity
  - Aggressive in repayment of bonds
  - Continue to see growth in taxable value; however, growth is slowing
  - Well defined CIP and Financial Planning Model will help maintain strong financial position

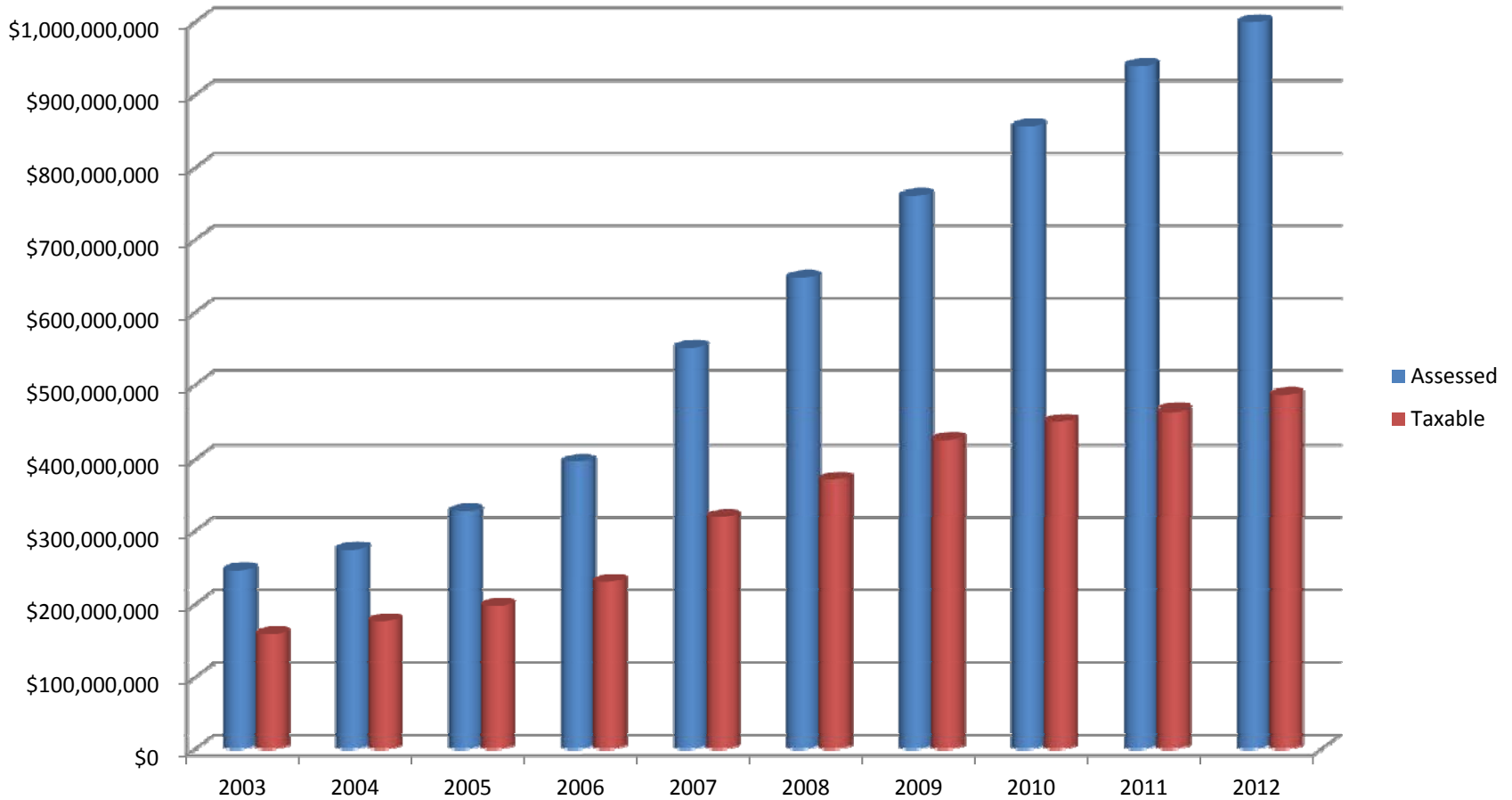
# Fund Balances - June 30, 2011



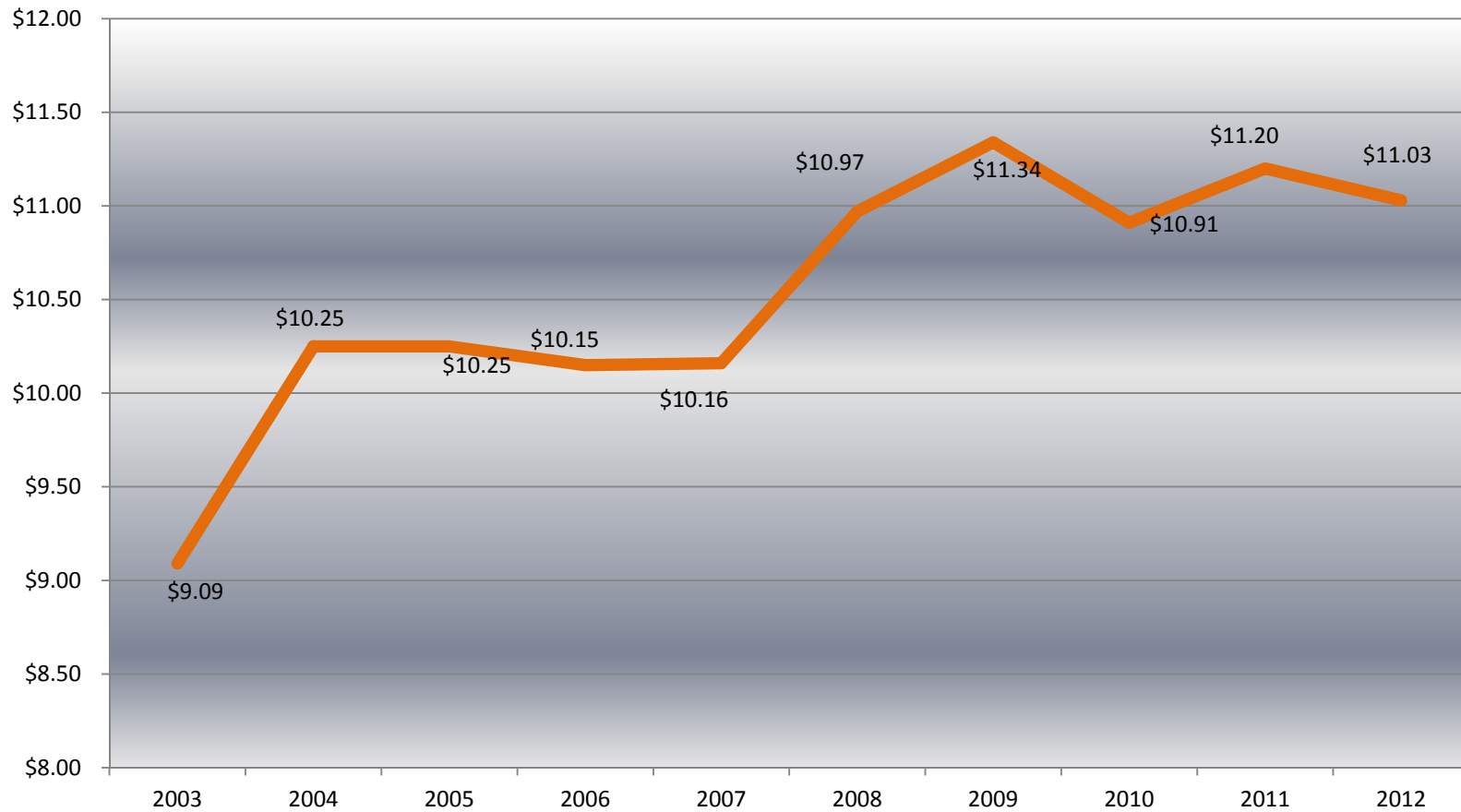
# Fiscal Challenges

- **Growth**
  - Continued growth results in increased services
    - Growth does not always cover expenses
    - Growth has slowed due to economy, lending regulations, etc.
    - Request for services have not slowed
  - Additional use of infrastructure
    - Costs of maintaining and adding infrastructure
- **EPA/DNR Regulations**
  - Regulations continue to increase for water, wastewater and stormwater treatment
    - More regulations = more costs = higher rates
  - Specialized parts, maintenance and chemical costs continue to rise
- **State Decisions**
  - With uncertainty at the state level regarding property tax reform, budgeting will be challenging

# Land Valuation History

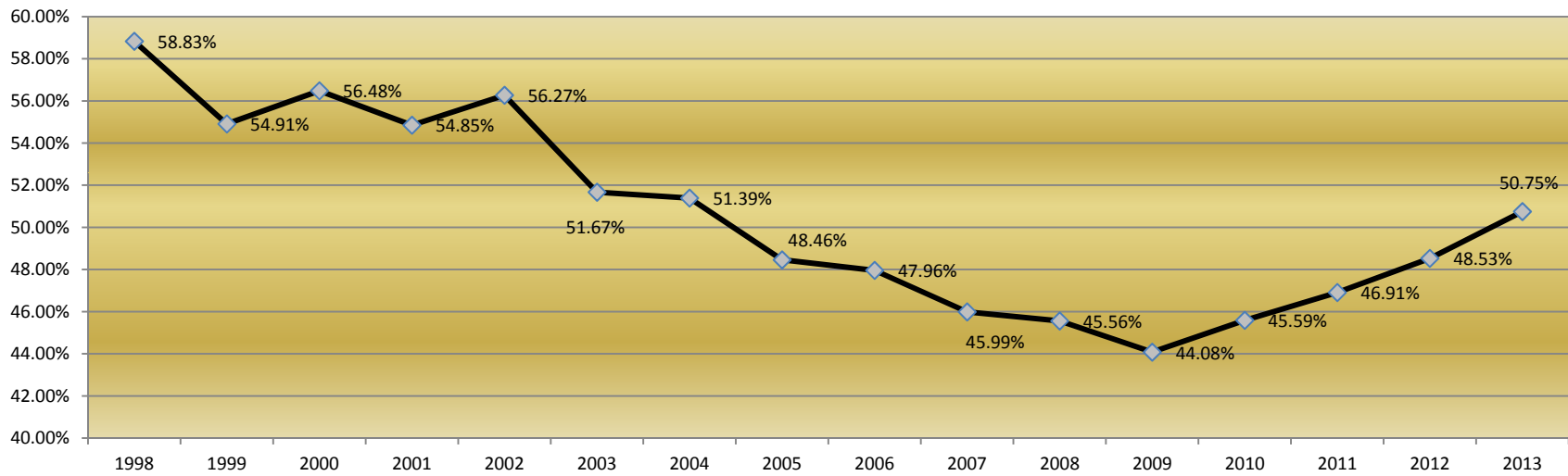


# Tax Rate History

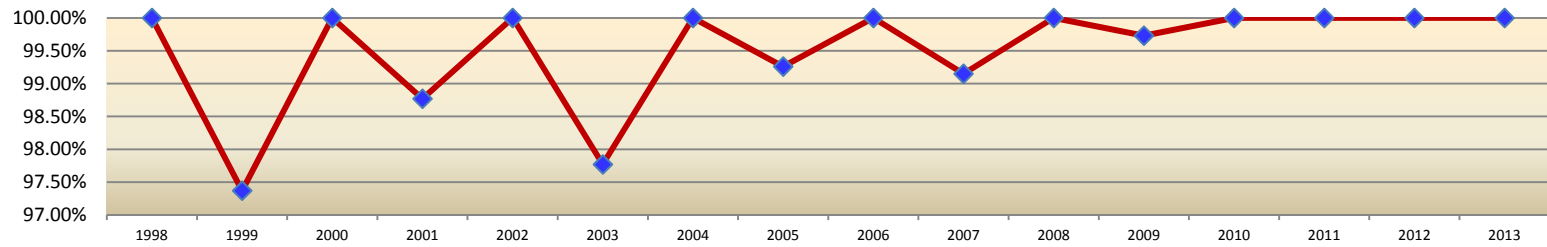


# Rollback Data

## Residential



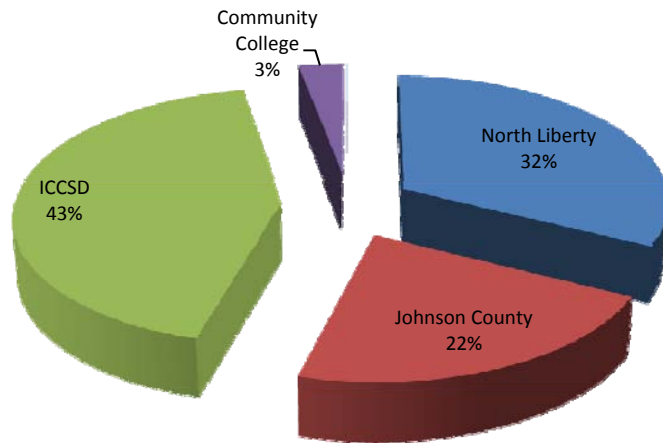
## Commercial



# Breakdown of Property Taxes Paid -FY 12

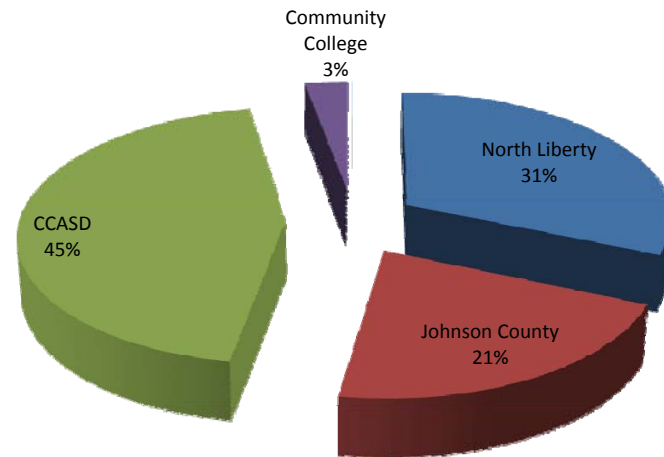
## Iowa City School District (in NL)

Iowa City School District



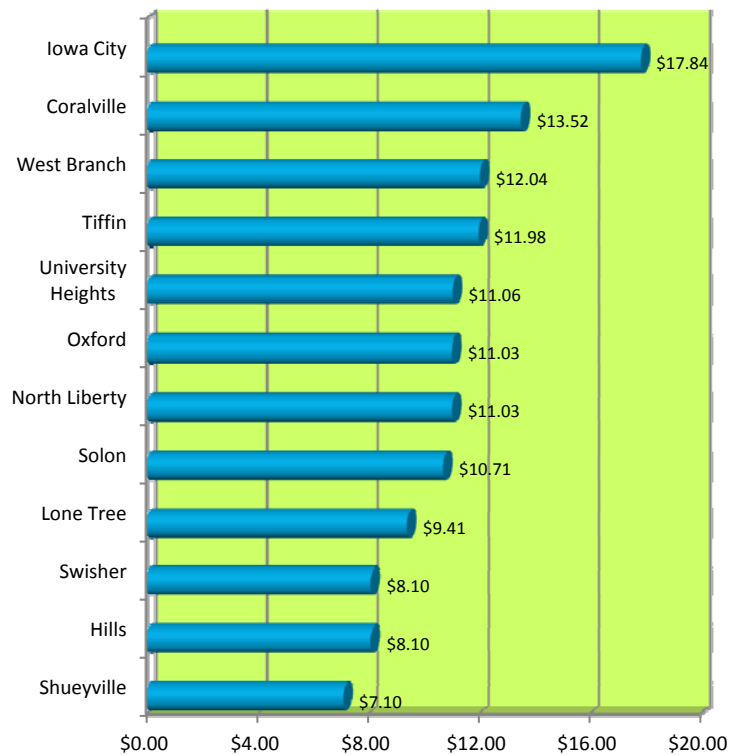
## CCA School District (in NL)

Clear Creek Amana School District



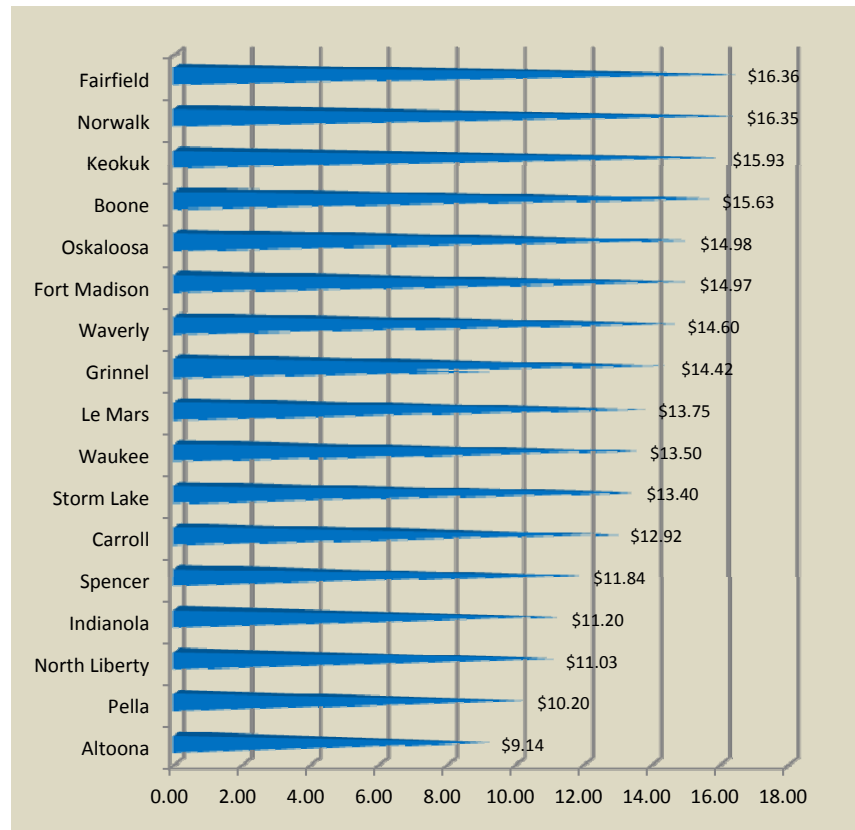
# Tax Rate Comparisons – FY 12

## Johnson County Cities



## Comparable Iowa Cities

(Population Range 9,000 to 15,000)



# City Council Goals

## The Process

Each Councilor to  
identify goals (3-5)

After all goals are identified, discuss  
each goal and gain consensus

Finalize list of goals for  
FY 13 budget

# Tips for Establishing Goals

## Goals should be:

- **Specific but not micro-level.** Think macro (i.e. project/policy oriented, not line item detailed).
- **Measurable.**
- **Attainable.** Goals are just wishes if they can't be accomplished.
- **Relevant.** The number of goals can be minimized, leading to greater chances of success, if the subjects are topical.
- **Time-Bound.** Goals take on more urgency if time frames for success are incorporated.