

North Liberty Parks & Recreation Committee Meeting
Thursday, May 3, 2018
Proposal of Agenda
7:00PM

NEW BUSINESS:

1. Approve minutes from meeting of: Minutes from joint city council meeting, April 5.
Minutes from April 5 meeting.
2. Public Comments/Concerns: Open to public for comments and concerns; 5 minutes per person time limit.
3. Park Board Terms: We have three board terms ending.
Complete applications & submit to City Hall by May 21.
One incumbent is not re-applying.
4. Fees / Membership Discussion: Discuss new fee / membership proposal, changes to simplify
Make recommendation to City Council.
5. Building & Grounds Report: Parks Monthly Report
6. Summer Preparations: Update on summer camp, outdoor pool operations, Community Gardens, Field Rentals, etc...
7. Memorial Day Weekend Hours: Sat.-Mon., May 26-28: Rec Center / Indoor Pool: 8am-6pm
Outdoor Pool: 12(noon)-6pm
8. Any new issues not on the agenda?

OLD BUSINESS:

1. Recreation Monthly Report: Report included in packet summarizing the past month.
2. Any old business not on agenda? Recap of Joint Meeting; share thoughts, opinions.

CONCLUSION:

1. Next Meeting: Thursday, June 7, 2018 at 7:00 PM
Location: City Council Chambers at 1 Quail Creek Circle
2. Adjourn

North Liberty City Council
North Liberty Parks and Recreation Commission
April 5, 2018
Special Joint Session
City Council Chambers
1 Quail Creek Circle

Joint Meeting

Call to order

Mayor Terry Donahue called the Joint Session of the North Liberty City Council with the Parks and Recreation Commission to order at 6:30 p.m. Councilors present: Jennifer Goings, Sarah Madsen, Annie Pollock; absent: Chris Hoffman, Jim Sayre.

Parks and Recreation Commission members present: Troy Carter, Matt Eckhardt, Jeff Kellbach, Megan Lehman, Jami Maxson, Scott Stahmer; absent – RaQuishia Harrington.

Others present: Ryan Heiar, Tracey Mulcahey, Dean Wheatley, Shelly Simpson, Brian Motley, Evan Runkle and other interested parties.

Approval of the Agenda (City Council)

Goings moved, Pollock seconded to approve the agenda. The vote was all ayes. Council agenda approved.

Introductions

The Council and Commission introduced themselves.

Public Comment

No public comment was offered.

Joint Review and Discussion

Parks Plan

Guy Goldsmith, Park Superintendent, presented information on the Parks Plan. Hoffman arrived at 6:35 p.m. Council and the Parks Commission discussed the priorities in the plan and how the priorities should be updated. Consensus was to require a plan/policy on parkland dedication. Discussion was held on the pace of achieving the park plan goals. The consensus was to create a new priority one list. The group had a discussion on signage. The consensus was to focus on functionality over aesthetic improvements.

Aquatics Plan

Shelly Simpson, Recreation Director, presented information from the Aquatics Plan. The Council and the Commission discussed the plan. Goings left the meeting at 7:20 p.m. The group discussed the overall demands for space including gym space, ballfields, and aquatics. The Commission would like to have a joint recreation, parks and aquatics plan completed. Having a rec and aquatics joint plan completed.

Capital Project Funding Options

Ryan Heiar, City Administrator, opened the conversation on funding of capital projects. The Council and the Commission discussed the funding options for new projects. The Parks Commission was tasked with refining priority twos. Council will review the general fund balance in the next month. Additional projects may be undertaken.

Recreation Center Fees

Simpson presented the proposed fee changes. The Council and Commission had a discussion regarding the fees.

Adjournment

At 8:01 p.m., Mayor Donahue adjourned the meeting.

North Liberty Parks & Recreation Committee Meeting

Thursday, April 5, 2018

Board Members Present: Matthew Eckhardt, Jami Maxson, Scott Stahmer, Jeff Kellbach, Troy Carter, Megan Lehman

Others Present: Shelly Simpson, Guy Goldsmith, Brian Motley, Tim Hamer

Meeting called to order: 8:02 pm

NEW BUSINESS:

1. **Approve minutes:** Minutes from January meeting approved. (No Quorum Feb or March)

2. **Summer Activity Guide/Registration:** currently taking registration for programs from May-August.

3. **Parks report:** Slow to un-winterize areas due to weather. NLYBS field cleanup evening of April 5. Planning for spring events. Low on seasonal help hiring, still hope to find more hires.

OLD BUSINESS:

1. **Recreation Monthly Report:** Swim lessons popular as always.

CONCLUSION:

1. **Next Meeting**

Thursday May 3, 2018 at 7:00PM

Location: City Council Chambers at 1 Quail Creek Circle

2. Adjourned at 8:15 pm

Minutes submitted by Jami Maxson



To: City Council, Park & Recreation Board, and City Administration
From: Shelly Simpson, Recreation Director
Re: Recreation Fee Increase Proposal
Date: April 3, 2018

Recreation Department user fees are being reevaluated due to the following:

- 1) Expenditures are increasingly being subsidized by tax dollars and covered less by direct costs to users of the facility;
- 2) Best practices suggest a comprehensive analysis of user fees on a reoccurring basis,
- 3) The City continues to increase levels of service and make upgrades to an aging facility; and
- 4) The City keeps expanding programs and equipment to meet community demand.

The North Liberty Recreation Center is approaching 21 years of age (Phase I opened to the public in March 1997). No significant membership or daily rate changes have occurred since 2004, when the pools were added. Usage and demand continues to increase with population growth; significant facility maintenance and cleaning expenses have incurred with age. Recently, the Recreation Center has experienced a concerning shift in the balance of user fees versus tax subsidy to cover operational costs, in both the recreation and aquatics budgets (Chart A). Revenue from user fees is not keeping up with increasing expenses and taxes are being used to subsidize this gap. All that said, staff is recommending the following adjustments to the rate structures and membership fees.

Daily Fees: Currently, daily fees vary depending on what area of the facility is to be used (weight & exercise area, pools, or gymnasium) ranging from \$1 to \$4 per visit. Staff is proposing the following rate table for all drop-in use, which would greatly simplify operations:

	Residents	Non-Residents
Adults (age 19-59)	\$4.00	\$5.00
Children (age 3-18)/Seniors (age 60+)	\$3.00	\$4.00

Track Fees: Currently, we do not charge for resident indoor track use (non-residents pay an annual fee of \$5). With 32,716 individual uses in calendar year 2017, the data confirms this amenity is a heavily used part of the facility, which then requires daily maintenance. In 2015, nearly \$70,000 was spent to resurface the indoor track. The recommendation is to apply the above drop-in rate to indoor track users as well. As an alternative, a monthly or annual track membership could be purchased; a bargain compared to daily rates, yet revenue to help cover the maintenance and upkeep costs.

Membership Fees: We strive to accommodate the community by providing membership choices based on what area of the facility is of primary interest. Our memberships are very reasonably priced compared to other facilities in the area and can be purchased on an annual or monthly basis. Memberships are promoted as a better value than paying the daily drop-in fee, with a resident adult breaking even on a Gold Package after only six uses of the exercise equipment per month. For administrative purposes, memberships also allow for more detailed identification of user characteristics and demographics, which assists in tracking the usage of the facility.

Membership Types:

- Black & Gold: Access to weight & exercise area, track, pools, open gyms, etc... (all inclusive)
 Gold: Access to weight & exercise area and track only.
 Silver: Access to pools only.
 Facility/Track: Access to track and/or open gym activities.

Proposed new membership rates:

		Black & Gold		Gold or Silver		Facility / Track	
		Resident	Non-res	Resident	Non-res	Resident	Non-res
Monthly	Individual	\$ 54.00	\$ 68.00	\$ 36.00	\$ 45.00	\$ 10.00	\$ 13.00
	Child-Student- Military-Senior	\$ 45.00	\$ 56.00	\$ 30.00	\$ 38.00	\$ 5.00	\$ 6.00
	Couple	\$ 93.00	\$ 116.00	\$ 62.00	\$ 78.00	\$ 15.00	\$ 19.00
	Family	\$ 180.00	\$ 225.00	\$ 120.00	\$ 150.00	\$ 20.00	\$ 25.00
	Addtl member	\$ 22.00	\$ 28.00	\$ 15.00	\$ 19.00	\$ 3.00	\$ 4.00
Annual	Individual	\$ 324.00	\$ 405.00	\$ 216.00	\$ 270.00	\$ 60.00	\$ 75.00
	Child-Student- Military-Seniors	\$ 270.00	\$ 338.00	\$ 180.00	\$ 225.00	\$ 30.00	\$ 38.00
	Couple	\$ 558.00	\$ 698.00	\$ 372.00	\$ 465.00	\$ 90.00	\$ 113.00
	Family	\$ 1,080.00	\$ 1,350.00	\$ 720.00	\$ 900.00	\$ 120.00	\$ 150.00
	Addtl member	\$ 135.00	\$ 169.00	\$ 90.00	\$ 113.00	\$ 18.00	\$ 23.00

Rate changes: As outlined in the above table, this proposal simplifies the package offerings. It decreases the cost of annual memberships - in several instances – to be competitive in the market and encourage purchase of longer term packages. The Gold and Silver memberships are priced the same. The Facility/Track package was added as a new option for individuals that only use track and open gym activities at a nominal rate; for example, the \$10 monthly fee for an adult resident calculates to \$0.32 per day. Facility/Track annual rates are an even better value; for example, the \$30 annual fee for a resident child/senior citizen calculates to \$0.08 per day.

Financial aid: Financial aid will continue to be an option for residents that meet requirements. In calendar year 2017, residents received aid in the amount of \$3,746 to cover recreation costs. Income verification is administered through Hawkeye Area Community Action Program (HACAP) Low Income Energy Assistance Program and cross referenced with a chart used by Iowa City School District reduced lunch guidelines. Financial aid applies to annual memberships only and most qualified applicants who receive financial aid pay only 15% of the regular annual fee. For example, for the new Facility/Track membership, a resident child would only pay \$4.50 per year and a resident family \$18 per year.

Resident versus non-resident: Our facility is used by both residents and patrons from surrounding areas, with residents considered those who have zip code as 52317. We are proposing to utilize google maps and verify addresses are within City of North Liberty boundaries as residents only in conjunction with this rate change proposal. The level of subsidy for non-resident users should approach zero, as resident taxes should not directly support a service provided to persons who do not pay city taxes. Therefore, it is recommended that non-resident rates are set at 125% of resident fees.

The North Liberty Recreation Center remains community-service-oriented by providing reasonably-priced programs & activities, free community special events, and family-oriented areas of the facility. Staff is proposing to implement the new fee structure at the start of the upcoming fiscal year, which begins July 1, 2018. Thank you for your consideration.

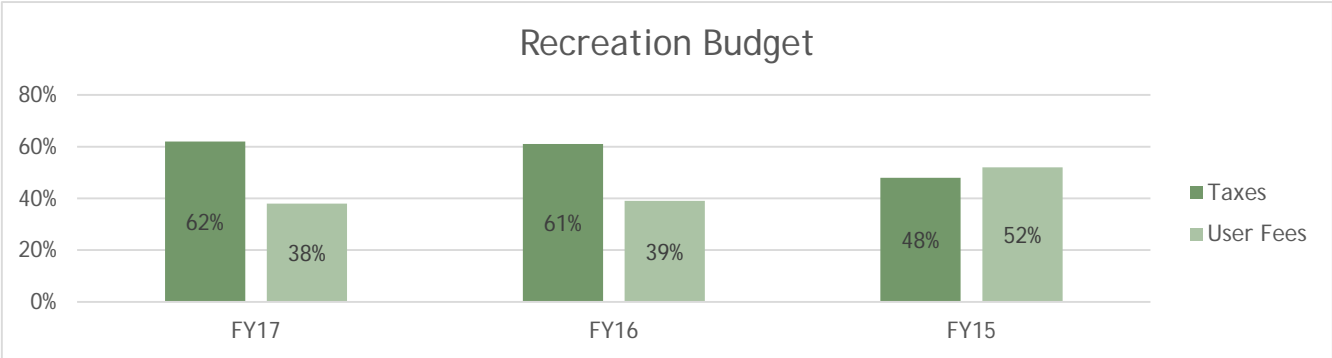
Shelly Simpson, Recreation Director

User Fees / Tax Subsidy Breakdown

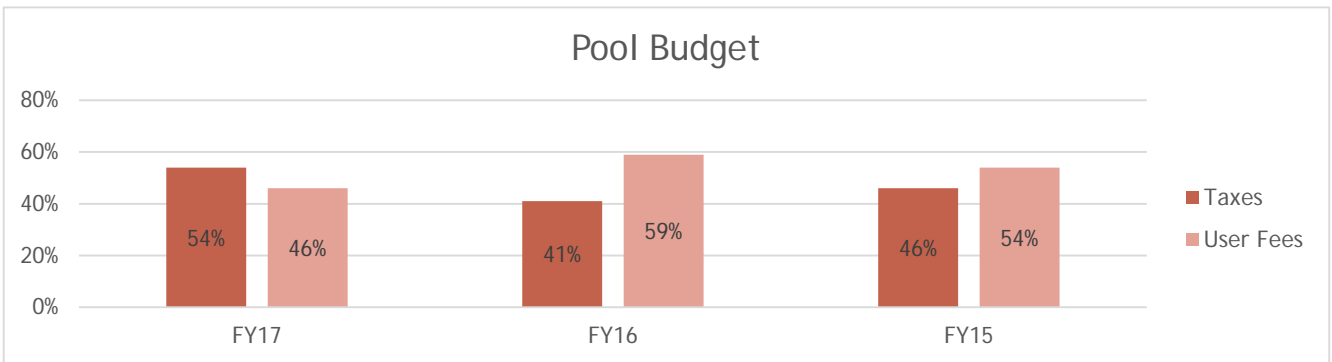
Chart A

Budgets

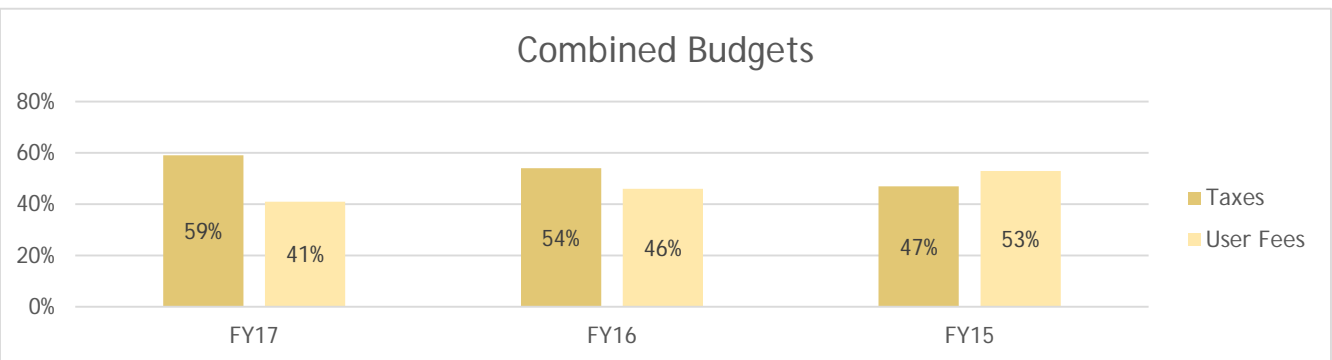
Recreation	Taxes	User Fees
FY17	62%	38%
FY16	61%	39%
FY15	48%	52%



Pool	Taxes	User Fees
FY17	54%	46%
FY16	41%	59%
FY15	46%	54%



Total Combined	Taxes	User Fees
FY17	59%	41%
FY16	54%	46%
FY15	47%	53%



SUMMARY

Looking for a recommendation on a balance percentage goal for user fee and tax subsidy

To: Mayor and City Council
Parks and Recreation Commission
City Administrator

From: Guy Goldsmith, Director of Parks, Building and Grounds

Date: May 1, 2018

Re: Monthly Report

We performed various building maintenance tasks as needed this month.

We picked up trash and pet waste stations from our Parks as needed this month.

We performed ground and landscape maintenance. We have trimmed and pruned trees as needed. We applied turf grass fertilizer and landscaping pre-emergent as needed.

We continue to maintain ball fields and facilities this month. We continue to make improvements to the Babe Ruth field in preparation for Liberty High Baseball. Park staff continues to maintain ball fields on weekends in support of weekend tournaments.

Parks staff in support of the soccer program continues to paint field lines. The program runs through the middle of May.

Park staff prepared and tilled the Community Gardens site located at the northeast corner of Penn Meadows Park next to the barn in preparation of the May 1st garden plot renters. This program has been a great success.

The annual Muddy Creek and Bike Trail Clean-up on April 7th was a success. I would like to thank the Tree & Storm Water Board, Boy Scouts and Cub Scouts, City staff, and the Public for helping with removing trash and debris along Muddy Creek and the trail that had accumulated over the winter.

I would like to personally thank all City staff that participated in the Employee Day of Service on April 26th. City staff provided much needed pond and trail clean-up.

The Parks Department on April 28th participated with other City Departments in the annual City Wide Clean-up Day.

There are a number of projects currently underway and much of my time is spent overseeing and attending progress meetings. To list a few of the projects we have the trail projects on Scales Bend Road, Penn Street and Alexander Way, the Hwy 965 Ranshaw Way Phase 3 and the Ranshaw House Renovation.

Planning and preparation continues for the July 14th Blues & BBQ celebration.

We have 6 of our 12 seasonal employees currently working. Two more will start work later this month and currently have four positions yet to be filled.

**To: Park & Recreation Commission Board Members
Mayor, City Council and City Administrator**
From: Shelly Simpson, Recreation Director
Date: May 1, 2018
Re: Monthly Report – April 2018

Program Summaries – April

Swim Lessons:

Parent Tot: 30 participants
Tadpoles: 15 participants
Level 1: 15 Mon/Wed class, Sat classes 14, totaling 29 participants
Level 2: 12 Mon/Wed class, Sat classes 29, totaling 41 participants
Level 3: 15 participants
Level 4: 16 participants
Level 5: 14 participants
Level 6: 14 participants
Private – T: 26 participants
TH: 26 participants
Adult: 4 participant
Totaling; 230 participants this month

Ashley has done a great job in trying to accommodate demand for swim lessons. Ashley began offering Saturday swim lessons for Level 1 & 2 which were appreciated.

Pool Programs:

Early Bird Aqua Aerobics: 6 participants, plus drop-ins.
Easy Does It: 5 participants, plus drop-ins.
Water Resistance AM: 2 participants, plus drop-ins.
Aqua Boot Camp: 4 participants, plus drop-ins.
Arthritis Foundation Aqua: 25 participants, plus drop-ins.
Noodle Triathlon Workout: Drop-ins only.
Rec Swim Team: Tuesdays; 6:30pm = 12; 7:30pm = 5; totaling 17 participants
Thursdays; 6:30pm = 12; 7:30pm = 0; totaling 12 participants
Stroke Development: 5 participants

Preschool:

Kids Campsite: This month; 563 participants
Lucky Duck: Back to Tuesdays & Thursdays; this month \$ 51.00 collected
Wiggle Worms: 1 participant
Music & Movement: This session had 5 participants.
Kinder Club: 13 participants, plus walk-ins
Tippi Toes: Baby Ballet: 5 participants
Toddler & Me: 6 participants
Ballet/Jazz/Tap: 5 participants

The Kids Campsite remains a popular area of the community center. Wiggle Worms, Music & Movement, Kinder Club and Tippi Toes Dance are all contract programs using our facility space to offer their classes.

Youth Programs:

Recsters BASP: AM – 17, PM-64, totaling 81 participants
All Day (Apr 20) 16 participants

Parents Night Out (Apr 13): 19 participants

Range Rovers (golf): We had 5-7 participants, but this program decreased to only two meetings due to cold weather/snow throughout the month.

Matt Fielder is our supervisor for the Before & After School, Spring/Summer Camp programs.

Youth Sports: Outdoor Soccer, K-5th Grade: 63 participants

Brian works with Jason Witt with Cedar River Soccer Association to offer soccer clinics and program.

Tae Kwon Do M/TH: 6 participants

Tae Kwon Do T/W: 5 participants

The taekwondo classes are contract programs using space as well.

Adult Sports/Programs: (Feb 1-26)

Basketball: Package \$78; Drop-in \$152; totals \$ 230.00

Pickleball: Package \$285; Drop-in \$620; totals \$ 905.00

Volleyball: Package \$ -0-; Drop-in \$100; totals \$ 100.00

Pickleball seems to be growing and growing in popularity.

Adult Fitness:

Cardio Pump: 3 participants, plus drop-ins.

Cross Training: 1 participant, plus drop-ins.

Boot Camp: Drop-ins only.

Lower Body Blast: Drop-ins only.

Body Blast: 3 participants, plus drop-ins.

Body Sculpt: 1 participant, plus drop-ins.

Personal Training: This month totals: Kris = -0-; Allan = -0-; Rachel = -0-

Senior Citizens:

Senior Dining: Apr 6 22 participants
Apr 13 24 participants
Apr 20 35+ participants
Apr 27 32 participants
Total for month: 113 participants

Special Events:

Garden Plots: All 50 plots are reserved.

Spring Shed Hunt, April 20: This annual event had approximately 50 participants. Jason Egly leads this event with TAKO and the DNR.

Kayak Trip, April 27: This event was canceled due to Mother Nature not providing the best of temperatures for this annual event. Leader Matt Meseck also needed surgery.

Family Open Gym: Free, 1st & 3rd Tuesdays, 2nd & 4th Fridays each month
Seeing a return of families coming to shoot hoops.

Regular Open Gym: Free, 2nd & 4th Tuesdays, 1st & 3rd Fridays each month
Regular shooting baskets times in gymnasium.

ActiveNet Totals: Gross Income (March) = \$ 153,600.85

Residency Breakdown - POS: (April)

	Resident	Nonresident	Total	Previous Month
Track	52	25	0	77
Daily Weight	809	91	900	1,072
Senior DW	<u>193</u>	<u>46</u>	<u>239</u>	<u>242</u>
Sub Total	1,002	137	1,139	1,314
Pool	Adult	Youth/Seniors	Total	Previous Month
Daily Fees	424	614	1,038	1,193

Net Revenue Report By Account Name

GL Account: Aquatic Programs/ Classes, Baseball/ Softball, Before/After School, Classes/Programs, Conf. Center Rental, Daily Pool Fees, Donations/ Misc., Field Rental, Gerdin CC Rental, Gym Rentals, League Fees, Membership, Park/ Special Event Fees, Pool Concessions, Pool Passes, Pool Programs, Pool Rentals, Rec. Rentals, Swim Lessons, Weight Fees
 Transaction Date/Time: From Apr 1, 2018 through Apr 30, 2018
 Revenue Site: North Liberty Recreation Department

Account Name	Account #	Regular Sales +	POS Sales +	Total Deposits -	Total Discount =	Total Income	Total Refs/ Credits/ - Paid-Outs -	Total Expense =	Net Revenue	Other Information			
										Unpaid Amounts	Paid Amounts	Deferred Revenue	POS QTY
Aquatic Programs/ Classes	Aquatic Programs/ Classes	\$8,207.50	\$907.00	\$0.00	\$0.00	\$9,114.50	(\$244.00)	\$0.00	\$8,870.50	\$0.00	\$8,870.50	\$0.00	277
Before/After School	Before/After School	\$81,190.00	\$0.00	\$0.00	(\$675.00)	\$80,515.00	(\$1,660.00)	\$0.00	\$78,855.00	\$0.00	\$78,855.00	\$0.00	
Classes/Programs	Classes/Programs	\$12,771.45	\$1,881.00	\$0.00	\$0.00	\$14,652.45	(\$1,040.75)	\$0.00	\$13,611.70	\$0.00	\$13,611.70	\$0.00	608
Daily Pool Fees	Daily Pool Fees	\$0.00	\$3,756.00	\$0.00	\$0.00	\$3,756.00	\$0.00	\$0.00	\$3,756.00	\$0.00	\$3,756.00	\$0.00	119
Donations/ Misc.	Donations/ Misc.	\$0.00	\$6.00	\$0.00	\$0.00	\$6.00	\$0.00	\$0.00	\$6.00	\$0.00	\$6.00	\$0.00	1
League Fees	League Fees	\$1,070.00	\$0.00	\$0.00	\$0.00	\$1,070.00	\$0.00	\$0.00	\$1,070.00	\$0.00	\$1,070.00	\$0.00	
Pool Passes	Pool Passes	\$4,420.95	\$0.00	\$0.00	\$0.00	\$4,420.95	(\$153.00)	\$0.00	\$4,267.95	\$0.00	\$4,267.95	\$0.00	
Pool Rentals	Pool Rentals	\$0.00	\$0.00	\$0.00	\$0.00	\$0.00	(\$100.00)	\$0.00	(\$100.00)	\$0.00	(\$100.00)	\$0.00	
Rec. Rentals	Rec. Rentals	\$15.00	\$10.50	\$0.00	\$0.00	\$25.50	\$0.00	\$0.00	\$25.50	\$0.00	\$25.50	\$0.00	21
Swim Lessons	Swim Lessons	\$37,824.70	\$0.00	\$0.00	\$0.00	\$37,824.70	(\$2,512.50)	\$0.00	\$35,312.20	\$0.00	\$35,312.20	\$0.00	
Weight Fees	Weight Fees	\$5,784.00	\$2,196.00	\$0.00	\$0.00	\$7,980.00	(\$54.00)	\$0.00	\$7,926.00	\$0.00	\$7,926.00	\$0.00	1149
Grand Total:		\$151,283.60	\$8,756.50	\$0.00	(\$675.00)	\$159,365.10	(\$5,764.25)	\$0.00	\$153,600.85	\$0.00	\$153,600.85	\$0.00	3175

* Linked account credits

Recreation Revenue Summary; April 1-30, 2018

<u>Date</u>	<u>Class/Prgms</u>	<u>Weight Fees</u>	<u>BASP</u>	<u>League Fees</u>	<u>Rentals</u>	<u>Park Fees</u>	<u>GCC Fees</u>	<u>BB / SB</u>	<u>Misc/Don</u>	<u>Totals</u>
Sun., Apr 1	\$ 40.00	\$ -	\$ -	\$ -	\$ -	\$ -	\$ -	\$ -	\$ -	\$ 40.00
Mon., Apr 2	\$ 5,124.45	\$ 507.00	\$ 51,895.00	\$ 650.00	\$ 1,021.00	\$ -	\$ -	\$ -	\$ -	\$ 59,197.45
Tues., Apr 3	\$ 860.10	\$ 533.50	\$ 11,005.00	\$ 50.00	\$ 1,518.00	\$ -	\$ -	\$ -	\$ -	\$ 13,966.60
Wed., Apr 4	\$ 467.00	\$ 283.00	\$ 230.00	\$ 40.00	\$ 732.50	\$ 30.00	\$ -	\$ -	\$ -	\$ 1,782.50
Thurs., Apr 5	\$ 280.50	\$ 623.00	\$ 3,940.00	\$ -	\$ 321.00	\$ 20.00	\$ -	\$ 5.00	\$ -	\$ 5,189.50
Fri., Apr 6	\$ 653.00	\$ 274.50	\$ -	\$ -	\$ 442.50	\$ -	\$ -	\$ -	\$ -	\$ 1,370.00
Sat., Apr 7	\$ 127.50	\$ 195.00	\$ -	\$ -	\$ 1.00	\$ -	\$ -	\$ -	\$ -	\$ 323.50
Sun., Apr 8	\$ 225.00	\$ 77.00	\$ 560.00	\$ 40.00	\$ 121.00	\$ -	\$ -	\$ -	\$ -	\$ 1,023.00
Mon., Apr 9	\$ 344.00	\$ 328.00	\$ 2,360.00	\$ 40.00	\$ 807.50	\$ -	\$ -	\$ -	\$ -	\$ 3,879.50
Tues., Apr 10	\$ 223.50	\$ 213.00	\$ 1,143.92	\$ -	\$ 195.50	\$ -	\$ -	\$ -	\$ -	\$ 1,775.92
Wed., Apr 11	\$ 300.50	\$ 62.00	\$ 200.00	\$ -	\$ 1,037.50	\$ -	\$ -	\$ -	\$ -	\$ 1,600.00
Thurs., Apr 12	\$ 208.50	\$ 287.50	\$ 140.00	\$ 40.00	\$ 223.00	\$ -	\$ -	\$ -	\$ -	\$ 899.00
Fri., Apr 13	\$ 976.75	\$ 233.00	\$ 900.00	\$ 40.00	\$ 1,010.00	\$ -	\$ -	\$ -	\$ 20.00	\$ 3,179.75
Sat., Apr 14	\$ 138.50	\$ 270.00	\$ 420.00	\$ -	\$ 0.50	\$ -	\$ -	\$ -	\$ -	\$ 829.00
Sun., Apr 15	\$ 141.00	\$ 439.50	\$ -	\$ -	\$ -	\$ -	\$ -	\$ -	\$ -	\$ 580.50
Mon., Apr 16	\$ 257.00	\$ 361.00	\$ (40.00)	\$ 40.00	\$ 686.00	\$ -	\$ -	\$ -	\$ -	\$ 1,304.00
Tues., Apr 17	\$ 406.00	\$ 322.50	\$ (60.00)	\$ 50.00	\$ 80.50	\$ 5.00	\$ -	\$ -	\$ -	\$ 804.00
Wed., Apr 18	\$ 100.50	\$ 410.00	\$ 50.00	\$ 40.00	\$ 80.00	\$ -	\$ -	\$ -	\$ 6.00	\$ 686.50
Thurs., Apr 19	\$ 264.00	\$ 143.00	\$ 260.00	\$ -	\$ (20.00)	\$ -	\$ -	\$ -	\$ -	\$ 647.00
Fri., Apr 20	\$ 96.00	\$ 434.50	\$ 50.00	\$ -	\$ 380.50	\$ 20.00	\$ -	\$ -	\$ 20.00	\$ 1,001.00
Sat., Apr 21	\$ 236.50	\$ 156.00	\$ -	\$ -	\$ 0.50	\$ -	\$ -	\$ -	\$ -	\$ 393.00
Sun., Apr 22	\$ 24.00	\$ 103.50	\$ 1,890.00	\$ -	\$ 5.00	\$ -	\$ -	\$ -	\$ -	\$ 2,022.50
Mon., Apr 23	\$ 481.50	\$ 296.00	\$ 1,260.00	\$ -	\$ 550.00	\$ -	\$ -	\$ -	\$ -	\$ 2,587.50
Tues., Apr 24	\$ 412.50	\$ 206.00	\$ 735.00	\$ -	\$ 211.50	\$ -	\$ -	\$ -	\$ -	\$ 1,565.00
Wed., Apr 25	\$ 293.50	\$ 330.00	\$ -	\$ -	\$ 157.50	\$ -	\$ -	\$ -	\$ -	\$ 781.00
Thurs., Apr 26	\$ 137.00	\$ 134.00	\$ 140.00	\$ -	\$ 37.50	\$ -	\$ -	\$ -	\$ -	\$ 448.50
Fri., Apr 27	\$ 96.00	\$ 114.00	\$ 1,110.00	\$ -	\$ 95.50	\$ 10.00	\$ -	\$ -	\$ -	\$ 1,425.50
Sat., Apr 28	\$ 37.50	\$ 72.00	\$ 280.00	\$ 40.00	\$ -	\$ -	\$ -	\$ -	\$ -	\$ 429.50
Sun., Apr 29	\$ 121.00	\$ 49.50	\$ -	\$ -	\$ -	\$ -	\$ -	\$ -	\$ -	\$ 170.50
Mon., Apr 30	\$ 434.00	\$ 452.00	\$ 630.00	\$ -	\$ 375.50	\$ -	\$ -	\$ -	\$ -	\$ 1,891.50
	\$ -	\$ -	\$ -	\$ -	\$ -	\$ -	\$ -	\$ -	\$ -	\$ -
Totals	\$ 13,507.30	\$ 7,910.00	\$ 79,098.92	\$ 1,070.00	\$ 10,071.00	\$ 85.00	\$ -	\$ 5.00	\$ 46.00	\$ 111,793.22

Pool Revenue Summary; April 1-30, 2018

<u>Date</u>	<u>Pool Passes</u>	<u>Daily Fees</u>	<u>Swim Lessons</u>	<u>Aqua Prgms</u>	<u>Concessions</u>	<u>Rentals</u>	<u>Misc/Don</u>	<u>Totals</u>
Sun., Apr 1	\$ -	\$ -	\$ -	\$ 22.50	\$ -	\$ -	\$ -	\$ 22.50
Mon., Apr 2	\$ 589.95	\$ 68.00	\$ 27,783.20	\$ 3,234.62	\$ -	\$ 2,095.00	\$ -	\$ 33,770.77
Tues., Apr 3	\$ 514.50	\$ 49.00	\$ 1,003.00	\$ 258.50	\$ -	\$ 1,310.00	\$ -	\$ 3,135.00
Wed., Apr 4	\$ 18.00	\$ 63.00	\$ 2,141.63	\$ 159.16	\$ -	\$ 280.00	\$ -	\$ 2,661.79
Thurs., Apr 5	\$ -	\$ 53.00	\$ 557.00	\$ 135.00	\$ -	\$ 660.00	\$ -	\$ 1,405.00
Fri., Apr 6	\$ 130.50	\$ 179.00	\$ 191.00	\$ 123.50	\$ -	\$ -	\$ -	\$ 624.00
Sat., Apr 7	\$ 120.00	\$ 358.00	\$ 154.00	\$ 20.00	\$ -	\$ -	\$ -	\$ 652.00
Sun., Apr 8	\$ 184.00	\$ 263.00	\$ 236.00	\$ 140.00	\$ -	\$ -	\$ -	\$ 823.00
Mon., Apr 9	\$ 40.00	\$ 27.00	\$ 464.00	\$ 118.00	\$ -	\$ -	\$ -	\$ 649.00
Tues., Apr 10	\$ 55.00	\$ 130.00	\$ 380.50	\$ 127.00	\$ -	\$ 190.00	\$ -	\$ 882.50
Wed., Apr 11	\$ -	\$ 78.00	\$ 412.00	\$ 374.00	\$ -	\$ -	\$ -	\$ 864.00
Thurs., Apr 12	\$ 130.50	\$ 43.00	\$ 216.50	\$ 156.00	\$ -	\$ 190.00	\$ -	\$ 736.00
Fri., Apr 13	\$ 270.00	\$ 67.00	\$ 57.00	\$ 125.00	\$ -	\$ -	\$ -	\$ 519.00
Sat., Apr 14	\$ 45.00	\$ 389.00	\$ 89.00	\$ 48.00	\$ -	\$ -	\$ -	\$ 571.00
Sun., Apr 15	\$ 142.50	\$ 329.00	\$ 211.00	\$ 120.00	\$ -	\$ -	\$ -	\$ 802.50
Mon., Apr 16	\$ 25.00	\$ 117.00	\$ (90.00)	\$ 397.00	\$ -	\$ 190.00	\$ -	\$ 639.00
Tues., Apr 17	\$ 21.50	\$ 69.00	\$ -	\$ 533.00	\$ -	\$ 190.00	\$ -	\$ 813.50
Wed., Apr 18	\$ -	\$ 84.00	\$ 60.00	\$ 86.00	\$ -	\$ 380.00	\$ -	\$ 610.00
Thurs., Apr 19	\$ 30.00	\$ 37.00	\$ 92.00	\$ 222.00	\$ -	\$ -	\$ -	\$ 381.00
Fri., Apr 20	\$ 183.50	\$ 237.00	\$ 82.50	\$ 475.00	\$ -	\$ 90.00	\$ -	\$ 1,068.00
Sat., Apr 21	\$ -	\$ 196.00	\$ 147.50	\$ 28.00	\$ -	\$ -	\$ -	\$ 371.50
Sun., Apr 22	\$ 343.50	\$ 146.00	\$ 57.00	\$ 100.00	\$ -	\$ -	\$ -	\$ 646.50
Mon., Apr 23	\$ 180.00	\$ 23.00	\$ 319.00	\$ 153.00	\$ -	\$ -	\$ -	\$ 675.00
Tues., Apr 24	\$ 80.00	\$ 30.00	\$ 276.00	\$ 124.00	\$ -	\$ 380.00	\$ -	\$ 890.00
Wed., Apr 25	\$ 150.00	\$ 51.00	\$ 116.50	\$ 97.00	\$ -	\$ 90.00	\$ -	\$ 504.50
Thurs., Apr 26	\$ 175.00	\$ 43.00	\$ 193.00	\$ 215.00	\$ -	\$ -	\$ -	\$ 626.00
Fri., Apr 27	\$ 330.00	\$ 147.00	\$ 30.00	\$ 249.00	\$ -	\$ 190.00	\$ -	\$ 946.00
Sat., Apr 28	\$ -	\$ 260.00	\$ -	\$ 86.00	\$ -	\$ -	\$ -	\$ 346.00
Sun., Apr 29	\$ 22.50	\$ 173.00	\$ 130.00	\$ 120.00	\$ -	\$ -	\$ -	\$ 445.50
Mon., Apr 30	\$ 487.00	\$ 69.00	\$ 3.00	\$ 343.00	\$ -	\$ 90.00	\$ -	\$ 992.00
	\$ -	\$ -	\$ -	\$ -	\$ -	\$ -	\$ -	\$ -
Totals	\$ 4,267.95	\$ 3,778.00	\$ 35,312.33	\$ 8,389.28	\$ -	\$ 6,325.00	\$ -	\$ 58,072.56