

**North Liberty Parks & Recreation Committee Meeting**  
**Thursday, February 7, 2019**  
**Proposal of Agenda**  
**7:00PM**

**NEW BUSINESS:**

1. Approve minutes: January 3 meeting minutes
2. Public Comments/Concerns: Guest introduction and concern.
3. Board Member Vacancy: Applications accepted through February 15  
Appointment made March 15, anticipated first meeting - April
4. Building & Grounds Report: Parks Monthly Report
5. Upcoming Events: NCJH Ski Trip Feb 28
6. Any new issues not on agenda?

**OLD BUSINESS:**

1. Recreation Monthly Report: Recreation Review from previous month.
2. Any old issues not on agenda?

**CONCLUSION:**

1. Next Meeting: Thursday, March 7, 2019 at 7:00 PM  
Location: City Council Chambers at 1 Quail Creek Circle
2. Adjourn

**North Liberty Parks & Recreation Committee Meeting**  
**Thursday, January 3, 2019**

Board Members Present: Matthew Eckhardt, Scott Stahmer, Troy Carter, Amalia Gedney-Lose  
Absentees: Jerry Schimmel, Megan Lehman, Jami Maxson,  
Others Present: Shelly Simpson, Guy Goldsmith, Tim Hamer  
Meeting called to order: 7:08 pm (late arrival for quorum)

**NEW BUSINESS:**

1. Approve minutes: Minutes from Nov 1 meeting approved. (No meeting in Dec).

2. Public Comments/Concerns: None noted, no one present.

3. Rec & Aquatics Recommendation:

Item A: Outdoor Play Feature: Board recommended proposal from Commercial Recreation Services for estimated total of \$195,560 to City Council.

Item B: Rec Priorities: Board recommended priorities of 1) Maintain Existing Facilities, 2) Splash Pads, and 3) Future Expansion to City Council.

Discussion continued and recommendation made as presented.

4. Parks Recommendation: Discussion and recommendation made as presented.

5. Land Acquisition:

Discussion on how City obtains/plans for future land acquisition. Agreed to keep as is to work with developers as proposals are submitted and keep in mind on areas of weakness according to Parks Plan.

6. Winter/Spring Programming:

Shelly stated that most programs will be starting Week of January 7.

7. Building & Grounds Report:

Guy fielded questions relating to monthly report.

8. Other Issues: Scott Stahmer announced his resignation from board effective after meeting as he and his family will be relocating to the Virginia area. Board thanked him for his years of service on the Park & Rec Board.

**OLD BUSINESS:**

1. Recreation Monthly Report: Shelly fielded questions relating to monthly report.

2. No other issues mentioned

**CONCLUSION:**

1. Next Meeting scheduled for February 7, 2019

2. Meeting adjourned at 8:05pm

Minutes submitted by Shelly Simpson.

**To: Park & Recreation Commission Board Members  
Mayor, City Council and City Administrator**  
**From: Shelly Simpson, Recreation Director**  
**Date: February 5, 2019**  
**Re: Monthly Report – January 2019**

### Program Summaries – January

#### Swim Lessons:

Adult Lessons: 3 participants; wait list 0  
Parent Tot: 13 participants; wait list 0  
Tadpoles: 15 participants; wait list 12  
Level 1: 34 participants; wait list 29  
Level 2: 32 participants; wait list 43  
Level 3: 17 participants; wait list 0  
Level 4: 18 participants; wait list 6  
Level 5: 15 participants; wait list 0  
Level 6: 14 participants; wait list 0  
Private - T: 28 participants; wait list 12  
          TH: 25 participants; wait list 16  
Totaling; 214 participants; wait list 118

#### Pool Programs:

Early Bird Aqua Aerobics: Resumes in March.  
Easy Does It: 4 participants, plus drop-ins.  
Water Resistance AM: 2 participants, plus drop-ins.  
Aqua Boot Camp: 2 participants, plus drop-ins.  
Arthritis Foundation Aqua: 25 participants, plus drop-ins.  
Noodle Triathlon Workout: 1 participant, plus drop-ins.  
Aqua Zumba: 10am 15 participants, plus drop-ins.  
                  11am 19 participants, plus drop-ins.  
                  7:15pm 17 participants, plus drop ins.  
Aqua Aerobics, Toning: 1 participant, plus drop-ins.  
Rec Swim Team – T: 10 participants, plus drop-ins.  
                  TH: 10 participants, plus drop-ins.

#### Preschool:

Pee Wee Basketball: AM Class 12 participants; wait list 2  
                          PM Classes 36 participants; wait list 18  
Kids Campsite: This month; 1,255 participants (Very busy as winter has set in)  
Lucky Duck: This month \$ 50.00 collected  
Wiggle Worms: 5 participants, plus drop-ins.  
Music & Movement: Drop-ins only.  
Kinder Club - T: 11 participants, plus drop-ins.  
                  TH: 12 participants, plus drop-ins.  
Tippi Toes: Baby Ballet 13 participants  
                  Ballet Tap Jazz: 13 participants  
                  Hip Hop Jazz: 4 participants  
                  Toddler & Me: 4 participants

#### Youth Programs:

Rookie Basketball: new program has 37 participants

Recsters (Jan) AM = 15 participants; PM = 70 participants  
Holiday Camp Jan 2, 3 & 4: 37 participants

Parents Night Out (Jan 11): 24 participants

**Youth Sports:**

Tae Kwon Do M/TH: 5 participants  
Tae Kwon Do T/W: 6 participants

NLC Basketball: Play begin in January

	Boys:	Girls:	WL:
Gr 1-2:	110	72	3
Gr 3-4:	57	63	
Gr 5-6:	36	30	
Total:	203	165	

totaling 368 participants registered through NL. CV numbers not included.

Competitive Basketball Leagues:

	Gr 5	Gr 6	Gr 7	Gr 8	
Boys	8	8	12	5	totaling 33 teams
Girls	8	6	0	0	totaling 14 teams

**Adult Sports/Programs:**

Co-ed Volleyball League: A Division = 5 teams; B Division = 6 teams; totaling 11 teams

Men's Basketball: 17 teams participating in this league.

**Adult Fitness:**

Cardio Pump: 7 participants, plus drop-ins.  
Kickboxing: 4 participants, plus drop-ins.  
Boot Camp/Cross: 1 participant, plus drop-ins.  
Body Blast: 1 participant, plus drop-ins.  
Body Sculpt: 2 participants, plus drop-ins.  
Yoga Sculpt: Drop-ins only.

**Senior Citizens:**

Senior Dining:	Jan 4	20
	Jan 11	18
	Jan 18	17
	Jan 25	3; called in 15 – weather cancellation snafu
Total for month:		58 participants

**Special Events:**

Family Open Gym: Free, 1<sup>st</sup> & 3<sup>rd</sup> Tuesdays, 2<sup>nd</sup> & 4<sup>th</sup> Fridays each month  
Seeing a return of families coming to shoot hoops.

Regular Open Gym: Free, 2<sup>nd</sup> & 4<sup>th</sup> Tuesdays, 1<sup>st</sup> & 3<sup>rd</sup> Fridays each month  
Regular shooting baskets times in gymnasium.

Game Nights: Free offering which has a small attendance to date.

**ActiveNet Totals:** Gross Income (January) = \$ 63,188.85

**See additional attached reports:**

ActiveNet Monthly Revenue

Rec & Pool Revenue Monthly Summary

Daily Drop-ins Count

Memberships Issued

Memberships Scanned

Recreation, Pool and Community Center Expenditures

# Net Revenue Report By Account Name

GL Account: Aquatic Programs/ Classes, Baseball/ Softball, Before/After School, Classes/Programs, Conf. Center Rental, Daily Pool Fees, Donations/ Misc., Field Rental, Gerdin CC Rental, Gym Rentals, League Fees, Membership, Park/ Special Event Fees, Pool Concessions, Pool Passes, Pool Programs, Pool Rentals, Rec. Rentals, Swim Lessons, Weight Fees  
Transaction Date/Time: From Jan 1, 2019 through Jan 31, 2019  
Revenue Site: North Liberty Recreation Department

Account Name	Account #	Regular Sales +	POS Sales +	Total Deposits -	Total Discount =	Total Income	Total Refs/ Credits/ - Paid-Outs -	Total Expense =	Net Revenue	Other Information			
										Unpaid Amounts	Paid Amounts	Deferred Revenue	POS QTY
Aquatic Programs/ Classes	010-4-1-4575	\$1,688.00	\$1,279.00	\$0.00	\$0.00	\$2,967.00	(\$290.00)	\$0.00	\$2,677.00	\$0.00	\$2,677.00	\$0.00	360
Before/After School	010-4-1-4566	\$16,610.00	\$0.00	\$0.00	(\$720.00)	\$15,890.00	(\$250.00)	\$0.00	\$15,640.00	\$0.00	\$15,640.00	\$0.00	
Classes/Programs	010-4-1-4564	\$9,814.00	\$4,116.00	\$0.00	\$0.00	\$13,930.00	(\$590.25)	\$0.00	\$13,339.75	\$0.00	\$13,339.75	\$0.00	1048
Daily Pool Fees	010-4-1-4573	\$0.00	\$4,165.00	\$0.00	\$0.00	\$4,165.00	\$0.00	\$0.00	\$4,165.00	\$0.00	\$4,165.00	\$0.00	1111
League Fees	010-4-1-4565	\$1,435.00	\$0.00	\$0.00	\$0.00	\$1,435.00	\$0.00	\$0.00	\$1,435.00	\$0.00	\$1,435.00	\$0.00	
Membership	010-4-1-4572/010-4-1-4563	\$0.00	\$44.00	\$0.00	\$0.00	\$44.00	\$0.00	\$0.00	\$44.00	\$0.00	\$44.00	\$0.00	22
Pool Passes	010-4-1-4572	\$5,577.30	\$0.00	\$0.00	\$0.00	\$5,577.30	(\$112.50)	\$0.00	\$5,464.80	\$0.00	\$5,464.80	\$0.00	
Rec. Rentals	010-4-1-4589	\$15.00	\$13.00	\$0.00	\$0.00	\$28.00	\$0.00	\$0.00	\$28.00	\$0.00	\$28.00	\$0.00	26
Swim Lessons	010-4-1-4574	\$1,860.00	\$0.00	\$0.00	\$0.00	\$1,860.00	(\$897.50)	\$0.00	\$962.50	\$0.00	\$962.50	\$0.00	
Weight Fees	010-4-1-4563	\$16,354.80	\$3,155.00	\$0.00	\$0.00	\$19,509.80	(\$77.00)	\$0.00	\$19,432.80	\$0.00	\$19,432.80	\$0.00	809
Grand Total:		\$53,354.10	\$12,772.00	\$0.00	(\$720.00)	\$65,406.10	(\$2,217.25)	\$0.00	\$63,188.85	\$0.00	\$63,188.85	\$0.00	3376

\* Linked account credits

**Recreation Revenue Summary; January 1-31, 2019**

<u>Date</u>	<u>Class/Prgms</u>	<u>Weight Fees</u>	<u>BASP</u>	<u>League Fees</u>	<u>Rentals</u>	<u>Park Fees</u>	<u>GCC Fees</u>	<u>BB / SB</u>	<u>Misc/Don</u>	<u>Totals</u>
Tues., Jan 1	\$ 96.00	\$ -	\$ -	\$ -	\$ -	\$ -	\$ -	\$ -	\$ -	\$ 96.00
Wed., Jan 2	\$ 769.50	\$ 1,678.00	\$ 11,220.00	\$ 340.00	\$ 895.50	\$ -	\$ -	\$ -	\$ 38.00	\$ 14,941.00
Thurs., Jan 3	\$ 534.50	\$ 634.00	\$ 370.00	\$ 90.00	\$ 68.00	\$ -	\$ -	\$ -	\$ -	\$ 1,696.50
Fri., Jan 4	\$ 871.00	\$ 270.00	\$ 1,110.00	\$ 465.00	\$ 60.00	\$ -	\$ -	\$ -	\$ -	\$ 2,776.00
Sat., Jan 5	\$ 311.00	\$ 702.00	\$ -	\$ -	\$ 30.50	\$ -	\$ -	\$ -	\$ -	\$ 1,043.50
Sun., Jan 6	\$ 604.00	\$ 651.00	\$ -	\$ -	\$ 400.00	\$ -	\$ -	\$ -	\$ -	\$ 1,655.00
Mon., Jan 7	\$ 683.00	\$ 631.00	\$ 1,350.00	\$ 180.00	\$ 540.50	\$ -	\$ -	\$ -	\$ -	\$ 3,384.50
Tues., Jan 8	\$ 861.50	\$ 1,194.00	\$ -	\$ 90.00	\$ 188.00	\$ -	\$ -	\$ -	\$ -	\$ 2,333.50
Wed., Jan 9	\$ 390.75	\$ 591.00	\$ -	\$ -	\$ 100.50	\$ -	\$ -	\$ -	\$ -	\$ 1,082.25
Thurs., Jan 10	\$ 447.50	\$ 318.00	\$ -	\$ 180.00	\$ 1,190.50	\$ -	\$ -	\$ -	\$ -	\$ 2,136.00
Fri., Jan 11	\$ 458.50	\$ 816.50	\$ 680.00	\$ -	\$ 0.50	\$ -	\$ -	\$ -	\$ -	\$ 1,955.50
Sat., Jan 12	\$ 101.25	\$ 276.00	\$ -	\$ -	\$ 0.50	\$ -	\$ -	\$ -	\$ -	\$ 377.75
Sun., Jan 13	\$ 78.50	\$ 839.50	\$ -	\$ -	\$ 40.50	\$ -	\$ -	\$ -	\$ (6.00)	\$ 952.50
Mon., Jan 14	\$ 426.00	\$ 850.00	\$ -	\$ -	\$ 1,813.00	\$ -	\$ -	\$ -	\$ -	\$ 3,089.00
Tues., Jan 15	\$ 569.50	\$ 1,147.50	\$ -	\$ -	\$ 448.00	\$ -	\$ -	\$ -	\$ -	\$ 2,165.00
Wed., Jan 16	\$ 720.50	\$ 842.00	\$ -	\$ 90.00	\$ 41.00	\$ -	\$ -	\$ -	\$ -	\$ 1,693.50
Thurs., Jan 17	\$ 382.50	\$ 394.00	\$ 200.00	\$ -	\$ 31.00	\$ -	\$ -	\$ -	\$ -	\$ 1,007.50
Fri., Jan 18	\$ 567.00	\$ 614.00	\$ (200.00)	\$ -	\$ 727.50	\$ -	\$ -	\$ -	\$ -	\$ 1,708.50
Sat., Jan 19	\$ 116.00	\$ 514.30	\$ -	\$ -	\$ 40.00	\$ -	\$ -	\$ -	\$ -	\$ 670.30
Sun., Jan 20	\$ 301.00	\$ 262.00	\$ -	\$ -	\$ 41.00	\$ -	\$ -	\$ -	\$ -	\$ 604.00
Mon., Jan 21	\$ 531.00	\$ 546.00	\$ -	\$ -	\$ (19.50)	\$ -	\$ -	\$ -	\$ -	\$ 1,057.50
Tues., Jan 22	\$ 341.50	\$ 154.00	\$ -	\$ -	\$ 125.00	\$ -	\$ -	\$ -	\$ -	\$ 620.50
Wed., Jan 23	\$ 303.00	\$ 366.00	\$ -	\$ -	\$ 61.00	\$ -	\$ -	\$ -	\$ (5.00)	\$ 725.00
Thurs., Jan 24	\$ 551.50	\$ 623.00	\$ -	\$ -	\$ -	\$ -	\$ -	\$ -	\$ -	\$ 1,174.50
Fri., Jan 25	\$ 616.00	\$ 762.00	\$ -	\$ -	\$ 243.00	\$ -	\$ -	\$ -	\$ -	\$ 1,621.00
Sat., Jan 26	\$ 71.50	\$ 538.00	\$ -	\$ -	\$ 0.50	\$ -	\$ -	\$ -	\$ 0.50	\$ 610.50
Sun., Jan 27	\$ 355.50	\$ 1,222.00	\$ -	\$ -	\$ 31.00	\$ -	\$ -	\$ -	\$ -	\$ 1,608.50
Mon., Jan 28	\$ 69.00	\$ 795.00	\$ 230.00	\$ -	\$ 245.50	\$ -	\$ -	\$ -	\$ -	\$ 1,339.50
Tues., Jan 29	\$ 606.50	\$ 447.00	\$ 630.00	\$ -	\$ 1,662.50	\$ -	\$ -	\$ -	\$ (5.00)	\$ 3,341.00
Wed., Jan 30	\$ 235.00	\$ 234.00	\$ -	\$ -	\$ 75.00	\$ -	\$ -	\$ -	\$ -	\$ 544.00
Thurs., Jan 31	\$ 303.00	\$ 346.00	\$ -	\$ -	\$ 100.00	\$ -	\$ -	\$ -	\$ -	\$ 749.00
<b>Totals</b>	<b>\$ 13,273.00</b>	<b>\$ 19,257.80</b>	<b>\$ 15,590.00</b>	<b>\$ 1,435.00</b>	<b>\$ 9,180.50</b>	<b>\$ -</b>	<b>\$ -</b>	<b>\$ -</b>	<b>\$ 22.50</b>	<b>\$ 58,758.80</b>

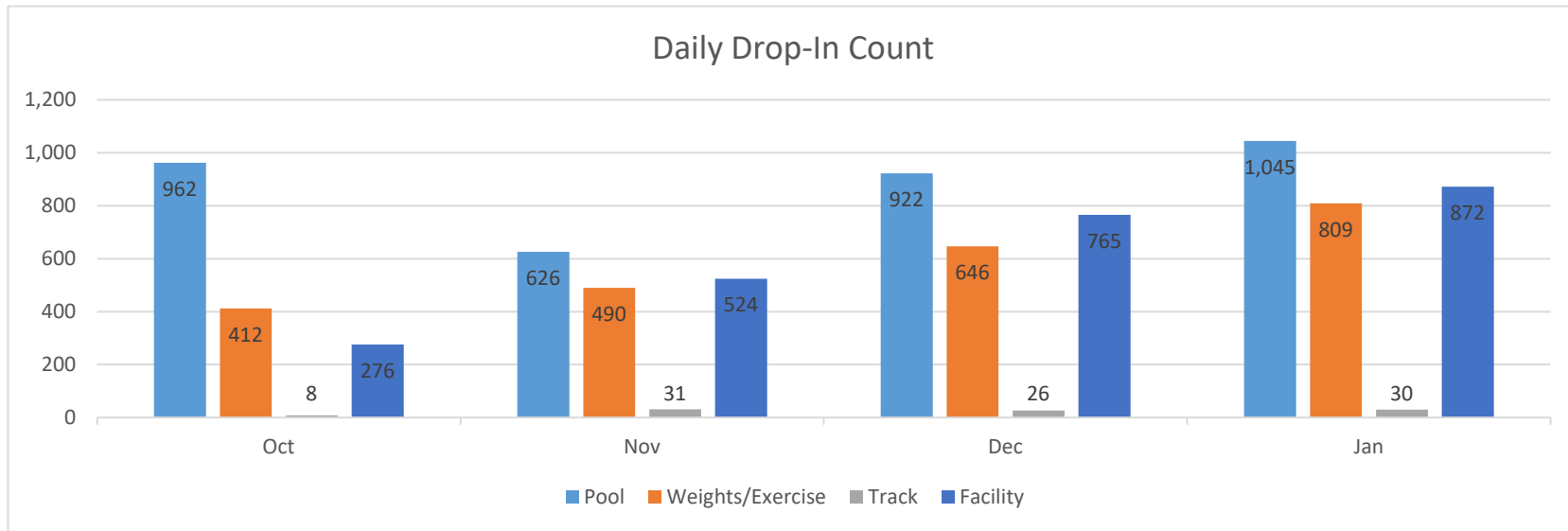
**Pool Revenue Summary; January 1-31, 2019**

<b>Date</b>	<b>Pool Passes</b>	<b>Daily Fees</b>	<b>Swim Lessons</b>	<b>Aqua Prgms</b>	<b>Concessions</b>	<b>Rentals</b>	<b>Misc/Don</b>	<b>Totals</b>
Tues., Jan 1	\$ -	\$ -	\$ 37.50	\$ 37.50	\$ -	\$ -	\$ -	\$ 75.00
Wed., Jan 2	\$ 780.00	\$ 138.00	\$ 30.00	\$ 315.50	\$ -	\$ 450.00	\$ -	\$ 1,713.50
Thus., Jan 3	\$ 324.00	\$ 200.00	\$ (77.50)	\$ 159.00	\$ -	\$ -	\$ -	\$ 605.50
Fri., Jan 4	\$ 338.00	\$ 234.00	\$ (45.00)	\$ 72.00	\$ -	\$ 90.00	\$ -	\$ 689.00
Sat., Jan 5	\$ 467.50	\$ 199.00	\$ -	\$ 68.00	\$ -	\$ -	\$ -	\$ 734.50
Sun., Jan 6	\$ 45.00	\$ 207.00	\$ 30.00	\$ 270.50	\$ -	\$ -	\$ -	\$ 552.50
Mon., Jan 7	\$ 298.00	\$ 105.00	\$ -	\$ 125.00	\$ -	\$ -	\$ 50.00	\$ 578.00
Tues., Jan 8	\$ 432.00	\$ 109.00	\$ (92.50)	\$ 99.00	\$ -	\$ 90.00	\$ -	\$ 637.50
Wed., Jan 9	\$ 38.00	\$ 71.00	\$ -	\$ 197.00	\$ -	\$ -	\$ -	\$ 306.00
Thurs., Jan 10	\$ 225.00	\$ 101.00	\$ 67.50	\$ 51.00	\$ -	\$ 90.00	\$ -	\$ 534.50
Fri., Jan 11	\$ 49.50	\$ 105.00	\$ 20.00	\$ 72.00	\$ -	\$ -	\$ -	\$ 246.50
Sat., Jan 12	\$ 138.00	\$ 70.00	\$ 16.00	\$ -	\$ -	\$ -	\$ -	\$ 224.00
Sun., Jan 13	\$ 203.50	\$ 283.00	\$ 65.00	\$ 96.00	\$ -	\$ -	\$ -	\$ 647.50
Mon., Jan 14	\$ 111.00	\$ 61.00	\$ 280.00	\$ 55.00	\$ -	\$ 90.00	\$ -	\$ 597.00
Tues., Jan 15	\$ 600.50	\$ 515.00	\$ 237.50	\$ 81.00	\$ -	\$ 90.00	\$ -	\$ 1,524.00
Wed., Jan 16	\$ 243.00	\$ 99.00	\$ -	\$ 132.00	\$ -	\$ -	\$ -	\$ 474.00
Thurs., Jan 17	\$ 1.00	\$ 78.00	\$ 145.00	\$ 58.00	\$ -	\$ -	\$ -	\$ 282.00
Fri., Jan 18	\$ 226.00	\$ 71.00	\$ -	\$ 51.00	\$ -	\$ -	\$ -	\$ 348.00
Sat., Jan 19	\$ 31.30	\$ 97.00	\$ 22.50	\$ 191.00	\$ -	\$ -	\$ -	\$ 341.80
Sun., Jan 20	\$ 225.00	\$ 163.00	\$ 30.00	\$ 212.00	\$ -	\$ -	\$ -	\$ 630.00
Mon., Jan 21	\$ -	\$ 163.00	\$ -	\$ 53.00	\$ -	\$ 90.00	\$ -	\$ 306.00
Tues., Jan 22	\$ 306.00	\$ 36.00	\$ -	\$ 3.00	\$ -	\$ -	\$ -	\$ 345.00
Wed., Jan 23	\$ 38.00	\$ 23.00	\$ -	\$ 28.00	\$ -	\$ -	\$ -	\$ 89.00
Thurs., Jan 24	\$ 74.00	\$ 30.00	\$ -	\$ 43.00	\$ -	\$ -	\$ -	\$ 147.00
Fri., Jan 25	\$ -	\$ 239.00	\$ 42.50	\$ 20.00	\$ -	\$ -	\$ -	\$ 301.50
Sat., Jan 26	\$ 297.00	\$ 257.00	\$ 67.50	\$ 40.00	\$ -	\$ -	\$ -	\$ 661.50
Sun., Jan 27	\$ 216.00	\$ 204.00	\$ 37.50	\$ 102.00	\$ -	\$ -	\$ -	\$ 559.50
Mon., Jan 28	\$ 1.00	\$ 41.00	\$ 37.50	\$ 58.00	\$ -	\$ -	\$ -	\$ 137.50
Tues., Jan 29	\$ -	\$ 49.00	\$ -	\$ 25.00	\$ -	\$ -	\$ -	\$ 74.00
Wed., Jan 30	\$ 27.00	\$ 57.00	\$ -	\$ (45.00)	\$ -	\$ -	\$ -	\$ 39.00
Thurs., Jan 31	\$ 1.00	\$ 58.00	\$ 20.00	\$ 80.00	\$ -	\$ -	\$ -	\$ 159.00
<b>Totals</b>	<b>\$ 5,736.30</b>	<b>\$ 4,063.00</b>	<b>\$ 971.00</b>	<b>\$ 2,749.50</b>	<b>\$ -</b>	<b>\$ 990.00</b>	<b>\$ 50.00</b>	<b>\$ 14,559.80</b>



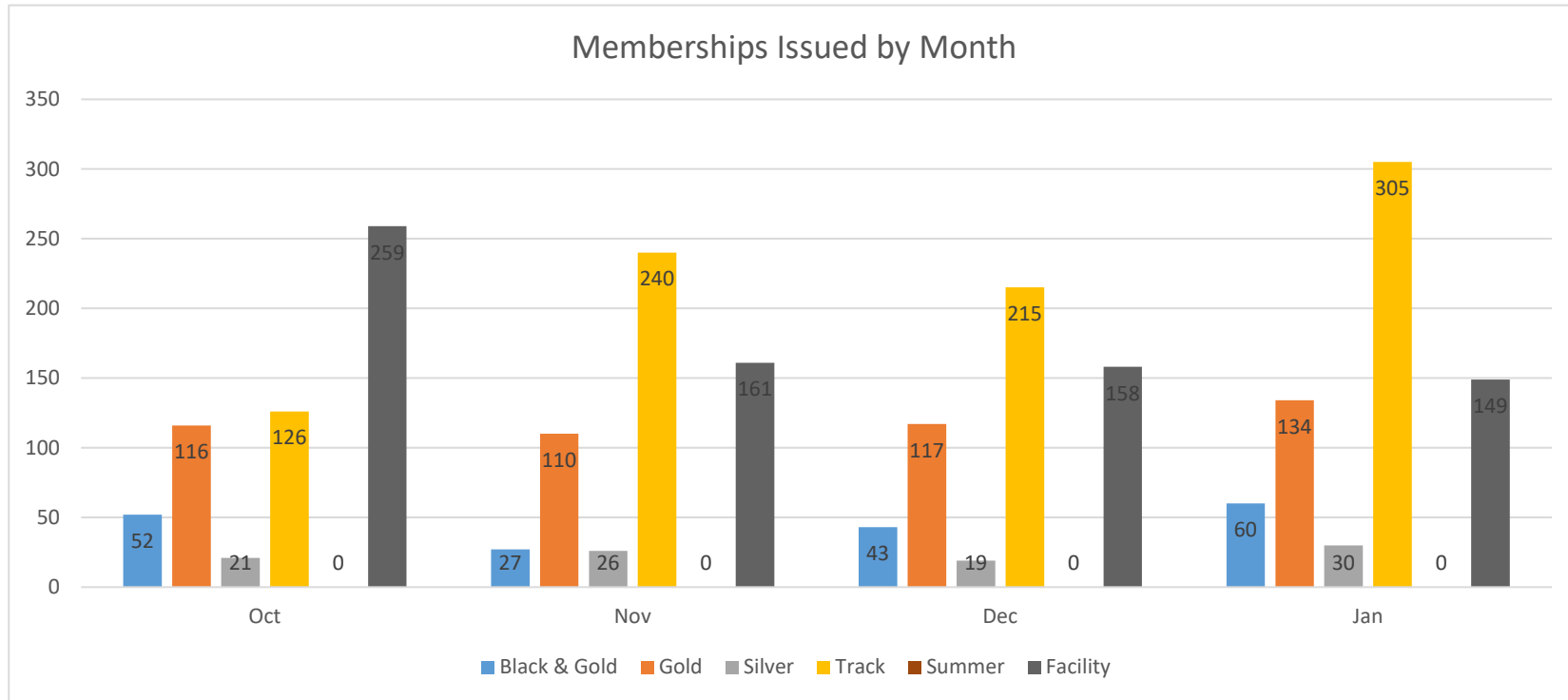
### Daily Drop-in Count by Month

	July	Aug	Sept	Oct	Nov	Dec	Jan	Feb	Mar	April	May	June
Pool	8,776	6,545	1,452	962	626	922	1,045					
Weights/Exercise	902	853	625	412	490	646	809					
Track	0	0	0	8	31	26	30					
Open Gym Activities	359	376	368	0	0	0	0					
Facility	0	0	0	276	524	765	872					
<b>Total</b>	<b>10,037</b>	<b>7,774</b>	<b>2,445</b>	<b>1,658</b>	<b>1,671</b>	<b>2,359</b>	<b>2,756</b>					



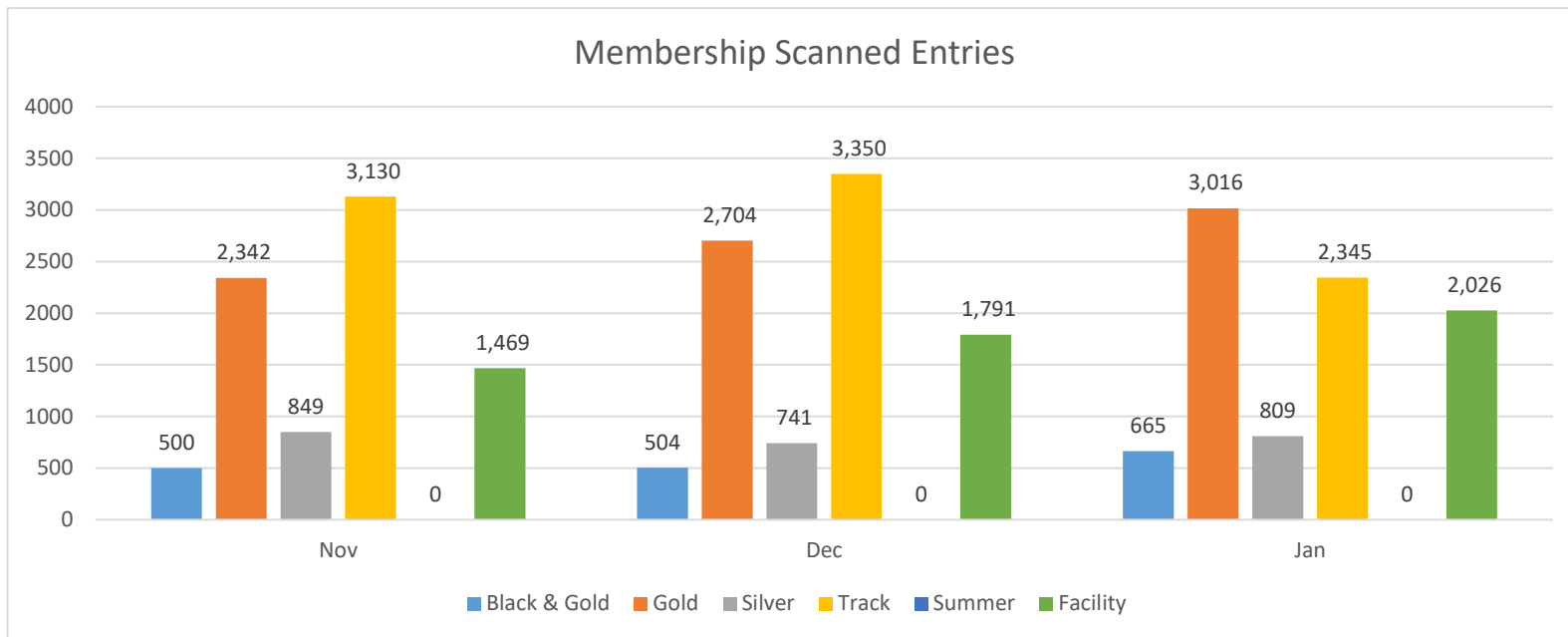
### Memberships by Package: Count Issued

	July	Aug	Sept	Oct	Nov	Dec	Jan	Feb	Mar	April	May	June
Black & Gold	43	49	27	52	27	43	60					
Gold	82	83	90	116	110	117	134					
Silver	126	45	50	21	26	19	30					
Track	72	63	127	126	240	215	305					
Basketball	4	4	2	0	0	0	0					
Pickleball	20	22	13	0	0	0	0					
Volleyball	0	0	0	0	0	0	0					
Summer	1	0	0	0	0	0	0					
Facility	0	0	0	259	161	158	149					
<b>Total</b>	<b>348</b>	<b>266</b>	<b>309</b>	<b>574</b>	<b>564</b>	<b>552</b>	<b>678</b>					



**Membership Usage by Month: Scanned entries**

	Oct	Nov	Dec	Jan	Feb	Mar	April	May	June
Black & Gold	445	500	504	665					
Gold	2,119	2,342	2,704	3,016					
Silver	833	849	741	809					
Track	2,105	3,130	3,350	2,345					
Summer	0	0	0	0					
Facility	0	1,469	1,791	2,026					
<b>Total</b>	<b>5,502</b>	<b>8,290</b>	<b>9,090</b>	<b>8,861</b>					



010-GENERAL FUND  
CULTURE & RECREATION 58.33% OF YEAR COMP.  
RECREATION

DEPARTMENTAL EXPENDITURES	CURRENT BUDGET	CURRENT PERIOD	YEAR TO DATE ACTUAL	% OF BUDGET	BUDGET BALANCE
<u>PERSONNEL SERVICES</u>					
010-6-4040-1-6010 REGULAR SALARIES AND W	588,551.00	46,289.45	318,739.98	54.16	269,811.02
010-6-4040-1-6020 PART-TIME & TEMPORARY	260,000.00	10,787.77	144,357.09	55.52	115,642.91
010-6-4040-1-6040 OVERTIME PAY	2,000.00	14.93	97.82	4.89	1,902.18
010-6-4040-1-6110 FICA/MEDICARE	64,437.00	4,170.82	34,198.69	53.07	30,238.31
010-6-4040-1-6130 IPERS	79,159.00	5,258.35	39,569.48	49.99	39,589.52
010-6-4040-1-6150 GROUP INSURANCE	95,282.00	8,014.45	53,212.46	55.85	42,069.54
010-6-4040-1-6160 WORKERS' COMPENSATION	22,500.00	0.00	0.00	0.00	22,500.00
010-6-4040-1-6181 UNIFORMS	5,000.00	51.98	1,063.48	21.27	3,936.52
010-6-4040-1-6182 MILEAGE	1,500.00	0.00	133.53	8.90	1,366.47
010-6-4040-1-6183 GROUP INSURANCE DEDUCT	13,500.00	114.00	9,217.02	68.27	4,282.98
010-6-4040-1-6210 DUES/MEMBERSHIPS/SUBSC	2,000.00	0.00	459.05	22.95	1,540.95
010-6-4040-1-6240 TRAINING & CONFERENCES	8,000.00	0.00	438.00	5.48	7,562.00
010-6-4040-1-6253 EMPLOYEE RECOGNITION	<u>1,000.00</u>	<u>0.00</u>	<u>470.70</u>	<u>47.07</u>	<u>529.30</u>
TOTAL PERSONNEL SERVICES	1,142,929.00	74,701.75	601,957.30	52.67	540,971.70
<u>SERVICES &amp; COMMODITIES</u>					
010-6-4040-2-6310 BUILDING MAINTENANCE	1,000.00	0.00	11,365.98	1,136.60 (	10,365.98)
010-6-4040-2-6331 FUEL/OIL/LUBE	4,000.00	193.04	2,423.32	60.58	1,576.68
010-6-4040-2-6332 VEHICLE/EQUIPMENT MAIN	2,000.00	1,566.95	2,613.95	130.70 (	613.95)
010-6-4040-2-6340 OFFICE EQUIPMENT REPAI	0.00	0.00	0.00	0.00	0.00
010-6-4040-2-6371 ELECTRIC UTILITY	77,000.00	4,878.74	51,215.13	66.51	25,784.87
010-6-4040-2-6372 DUMPSTER PICKUP	1,000.00	35.00	326.58	32.66	673.42
010-6-4040-2-6390 GAS UTILITY	25,000.00	1,425.63	5,558.36	22.23	19,441.64
010-6-4040-2-6408 INSURANCE/GENERAL	32,000.00	0.00	0.00	0.00	32,000.00
010-6-4040-2-6412 IMMUNIZATION & TESTING	7,500.00	0.00	2,186.00	29.15	5,314.00
010-6-4040-2-6414 ADVERTISING AND PUBLIC	8,000.00	0.00	5,744.88	71.81	2,255.12
010-6-4040-2-6418 STATE SALES TAX	0.00	0.00	0.00	0.00	0.00
010-6-4040-2-6422 OFFICE EQUIPMENT MAINT	5,000.00	474.51	2,405.87	48.12	2,594.13
010-6-4040-2-6425 TELEPHONE & CELL PHONE	2,500.00	369.16	824.51	32.98	1,675.49
010-6-4040-2-6428 BUILDING MAINTENANCE C	2,000.00	0.00	0.00	0.00	2,000.00
010-6-4040-2-6438 INSTRUCTOR/OFFICIALS C	45,000.00	2,964.93	28,776.24	63.95	16,223.76
010-6-4040-2-6439 CREDIT CARD FEES	48,000.00	3,571.59	31,083.94	64.76	16,916.06
010-6-4040-2-6440 NSF CHARGEBACK FEES	0.00	0.00	0.00	0.00	0.00
010-6-4040-2-6441 REC EQUIPMENT MAINT CO	4,500.00	385.00	1,848.08	41.07	2,651.92
010-6-4040-2-6491 SOFTWARE SUPPORT	10,000.00	511.29	5,025.89	50.26	4,974.11
010-6-4040-2-6499 MISCELLANEOUS CONTRACT	1,000.00	0.00	0.00	0.00	1,000.00
010-6-4040-2-6504 MINOR EQUIPMENT	5,000.00	0.00	645.33	12.91	4,354.67
010-6-4040-2-6506 OFFICE SUPPLIES	5,000.00	140.32	1,189.22	23.78	3,810.78
010-6-4040-2-6508 POSTAGE AND SHIPPING	100.00	0.00	562.60	562.60 (	462.60)
010-6-4040-2-6511 CLEANING SUPPLIES	10,000.00	840.94	4,171.10	41.71	5,828.90
010-6-4040-2-6514 BUILDING MAINTENANCE S	12,000.00	1,118.85	7,789.00	64.91	4,211.00
010-6-4040-2-6518 COMPUTERS & TECHNOLOGY	4,500.00	136.90	1,907.58	42.39	2,592.42
010-6-4040-2-6531 VEHICLE/EQUIPMENT PART	2,000.00	365.74	1,523.10	76.16	476.90
010-6-4040-2-6537 PROGRAM MATERIALS	45,000.00	2,794.59	27,660.67	61.47	17,339.33
010-6-4040-2-6538 MISC GROUNDS MAINTENAN	1,000.00	0.00	292.14	29.21	707.86
010-6-4040-2-6550 BEFORE & AFTER SCHOOL	35,000.00	809.16	20,300.75	58.00	14,699.25
010-6-4040-2-6551 BASEBALL/SOFTBALL SUPP	5,000.00	0.00	0.00	0.00	5,000.00

CITY OF NORTH LIBERTY  
 EXPENDITURES REPORT (UNAUDITED)  
 AS OF: JANUARY 31ST, 2019

010-GENERAL FUND  
 CULTURE & RECREATION 58.33% OF YEAR COMP.  
 RECREATION

DEPARTMENTAL EXPENDITURES	CURRENT BUDGET	CURRENT PERIOD	YEAR TO DATE ACTUAL	% OF BUDGET	BUDGET BALANCE
010-6-4040-2-6552 REC EQUIPMENT PARTS/SU	12,000.00	707.87	3,912.75	32.61	8,087.25
TOTAL SERVICES & COMMODITIES	412,100.00	23,290.21	221,352.97	53.71	190,747.03

CAPITAL OUTLAY

010-6-4040-3-6710 AUTOMOTIVE EQUIPMENT	0.00	0.00	0.00	0.00	0.00
010-6-4040-3-6725 OFFICE EQUIPMENT	0.00	0.00	0.00	0.00	0.00
TOTAL CAPITAL OUTLAY	0.00	0.00	0.00	0.00	0.00

TRANSFERS

010-6-4040-5-6911 TRANSFER TO EQUIP REVO	0.00	0.00	0.00	0.00	0.00
010-6-4040-5-6912 TRANSFER TO RESERVE FU	40,000.00	0.00	0.00	0.00	40,000.00
010-6-4040-5-6913 TRANSFER TO COMPUTER R	0.00	0.00	0.00	0.00	0.00
TOTAL TRANSFERS	40,000.00	0.00	0.00	0.00	40,000.00

---

TOTAL RECREATION 1,595,029.00 97,991.96 823,310.27 51.62 771,718.73

---

TOTAL CULTURE & RECREATION 1,595,029.00 97,991.96 823,310.27 51.62 771,718.73

---

TOTAL EXPENDITURES 1,595,029.00 97,991.96 823,310.27 51.62 771,718.73

=====

CITY OF NORTH LIBERTY  
EXPENDITURES REPORT (UNAUDITED)  
AS OF: JANUARY 31ST, 2019

010-GENERAL FUND  
CULTURE & RECREATION 58.33% OF YEAR COMP.  
POOL

DEPARTMENTAL EXPENDITURES	CURRENT BUDGET	CURRENT PERIOD	YEAR TO DATE ACTUAL	% OF BUDGET	BUDGET BALANCE
---------------------------	----------------	----------------	---------------------	-------------	----------------

PERSONNEL SERVICES

010-6-4070-1-6010 REGULAR SALARIES AND W	61,924.00	4,786.40	48,160.80	77.77	13,763.20
010-6-4070-1-6020 PART-TIME & TEMPORARY	318,270.00	13,863.57	236,338.01	74.26	81,931.99
010-6-4070-1-6040 OVERTIME PAY	1,000.00	0.00	1,290.10	129.01 (	290.10)
010-6-4070-1-6110 FICA/MEDICARE	32,660.00	1,409.34	21,771.79	66.66	10,888.21
010-6-4070-1-6130 IPERS	40,302.00	1,070.18	9,560.27	23.72	30,741.73
010-6-4070-1-6150 GROUP INSURANCE	5,566.00	1,256.28	5,349.40	96.11	216.60
010-6-4070-1-6160 WORKERS' COMPENSATION	16,000.00	0.00	0.00	0.00	16,000.00
010-6-4070-1-6181 UNIFORMS	6,500.00	44.94	1,632.52	25.12	4,867.48
010-6-4070-1-6182 MILEAGE	500.00	0.00	0.00	0.00	500.00
010-6-4070-1-6183 GROUP INSURANCE DEDUCT	2,500.00	12.00	215.97	8.64	2,284.03
010-6-4070-1-6210 DUES/MEMBERSHIPS/SUBSC	1,000.00	151.98	151.98	15.20	848.02
010-6-4070-1-6240 TRAINING & CONFERENCES	8,000.00	984.01	5,323.75	66.55	2,676.25
TOTAL PERSONNEL SERVICES	494,222.00	23,578.70	329,794.59	66.73	164,427.41

SERVICES & COMMODITIES

010-6-4070-2-6310 BUILDING MAINTENANCE	9,000.00	0.00	1,256.55	13.96	7,743.45
010-6-4070-2-6371 ELECTRIC UTILITY	40,000.00	2,439.37	25,608.58	64.02	14,391.42
010-6-4070-2-6390 GAS UTILITY	12,000.00	712.81	2,779.52	23.16	9,220.48
010-6-4070-2-6408 INSURANCE/GENERAL	10,000.00	0.00	0.00	0.00	10,000.00
010-6-4070-2-6412 IMMUNIZATION & TESTING	5,000.00	92.50	1,267.00	25.34	3,733.00
010-6-4070-2-6414 ADVERTISING AND PUBLIC	5,000.00	334.15	798.27	15.97	4,201.73
010-6-4070-2-6418 STATE SALES TAX	16,000.00	1,246.00	15,006.00	93.79	994.00
010-6-4070-2-6425 TELEPHONE & CELL PHONE	500.00	1.50	290.64	58.13	209.36
010-6-4070-2-6427 TORT LIABILITY	12,000.00	0.00	0.00	0.00	12,000.00
010-6-4070-2-6428 BUILDING MAINTENANCE C	10,000.00	0.00	4,648.00	46.48	5,352.00
010-6-4070-2-6438 INSTRUCTOR/OFFICIALS C	11,000.00	234.85	2,685.90	24.42	8,314.10
010-6-4070-2-6442 POOL EQUIPMENT MAINT C	10,000.00	0.00	1,071.75	10.72	8,928.25
010-6-4070-2-6491 SOFTWARE SUPPORT	1,000.00	0.00	321.95	32.20	678.05
010-6-4070-2-6499 MISCELLANEOUS CONTRACT	5,000.00	13.00	467.00	9.34	4,533.00
010-6-4070-2-6501 CHEMICALS/SUPPLIES	32,000.00	2,162.02	20,435.19	63.86	11,564.81
010-6-4070-2-6506 OFFICE SUPPLIES	4,000.00	26.77	1,008.93	25.22	2,991.07
010-6-4070-2-6508 POSTAGE AND SHIPPING	1,000.00	0.00	69.28	6.93	930.72
010-6-4070-2-6510 SAFETY EQUIPMENT	8,000.00	430.98	3,869.71	48.37	4,130.29
010-6-4070-2-6511 CLEANING SUPPLIES	7,500.00	6.62	1,281.37	17.08	6,218.63
010-6-4070-2-6514 BUILDING MAINTENANCE S	12,000.00	0.00	2,767.93	23.07	9,232.07
010-6-4070-2-6518 COMPUTERS & TECHNOLOGY	4,500.00	0.00	0.00	0.00	4,500.00
010-6-4070-2-6537 PROGRAM MATERIALS	20,000.00	62.92	4,153.98	20.77	15,846.02
010-6-4070-2-6538 MISC GROUNDS MAINTENAN	1,000.00	0.00	59.04	5.90	940.96
010-6-4070-2-6553 PERMITS & LICENSES	2,500.00	0.00	734.00	29.36	1,766.00
010-6-4070-2-6554 POOL EQUIPMENT PARTS/S	30,000.00	389.09	18,197.43	60.66	11,802.57
010-6-4070-2-6555 CONCESSION SUPPLIES	28,000.00	0.00	11,044.25	39.44	16,955.75
010-6-4070-2-6556 POOL EQUIPMENT	5,000.00	0.00	0.00	0.00	5,000.00
TOTAL SERVICES & COMMODITIES	302,000.00	8,152.58	119,822.27	39.68	182,177.73

TRANSFERS

010-6-4070-5-6912 TRANSFER TO CAPITAL RE	100,000.00	0.00	0.00	0.00	100,000.00
TOTAL TRANSFERS	100,000.00	0.00	0.00	0.00	100,000.00

CITY OF NORTH LIBERTY  
EXPENDITURES REPORT (UNAUDITED)  
AS OF: JANUARY 31ST, 2019

010-GENERAL FUND  
CULTURE & RECREATION  
POOL

58.33% OF YEAR COMP.

DEPARTMENTAL EXPENDITURES	CURRENT BUDGET	CURRENT PERIOD	YEAR TO DATE ACTUAL	% OF BUDGET	BUDGET BALANCE
TOTAL POOL	896,222.00	31,731.28	449,616.86	50.17	446,605.14
TOTAL CULTURE & RECREATION	896,222.00	31,731.28	449,616.86	50.17	446,605.14
TOTAL EXPENDITURES	896,222.00	31,731.28	449,616.86	50.17	446,605.14

CITY OF NORTH LIBERTY  
 EXPENDITURES REPORT (UNAUDITED)  
 AS OF: JANUARY 31ST, 2019

010-GENERAL FUND  
 CULTURE & RECREATION 58.33% OF YEAR COMP.  
 COMMUNITY CENTER

DEPARTMENTAL EXPENDITURES	CURRENT BUDGET	CURRENT PERIOD	YEAR TO DATE ACTUAL	% OF BUDGET	BUDGET BALANCE
<u>SERVICES &amp; COMMODITIES</u>					
010-6-4060-2-6310 BUILDING MAINTENANCE	103,500.00	354.24	33,262.61	32.14	70,237.39
010-6-4060-2-6428 BUILDING MAINTENANCE C	82,000.00	5,812.50	42,409.48	51.72	39,590.52
010-6-4060-2-6499 MISCELLANEOUS CONTRACT	<u>15,000.00</u>	<u>1,002.90</u>	<u>15,899.04</u>	<u>105.99</u>	<u>( 899.04)</u>
TOTAL SERVICES & COMMODITIES	200,500.00	7,169.64	91,571.13	45.67	108,928.87
<u>CAPITAL OUTLAY</u>					
010-6-4060-3-6726 CAPITAL EQUIPMENT	<u>0.00</u>	<u>0.00</u>	<u>0.00</u>	<u>0.00</u>	<u>0.00</u>
TOTAL CAPITAL OUTLAY	0.00	0.00	0.00	0.00	0.00
<u>TRANSFERS</u>					
010-6-4060-5-6917 TRANSFER TO CAPITAL AC	<u>36,000.00</u>	<u>0.00</u>	<u>0.00</u>	<u>0.00</u>	<u>36,000.00</u>
TOTAL TRANSFERS	36,000.00	0.00	0.00	0.00	36,000.00
<hr/>					
TOTAL COMMUNITY CENTER	236,500.00	7,169.64	91,571.13	38.72	144,928.87
<hr/>					
TOTAL CULTURE & RECREATION	236,500.00	7,169.64	91,571.13	38.72	144,928.87
<hr/>					
TOTAL EXPENDITURES	<u>236,500.00</u>	<u>7,169.64</u>	<u>91,571.13</u>	<u>38.72</u>	<u>144,928.87</u>



To: Mayor and City Council  
Parks and Recreation Commission  
City Administrator

From: Guy Goldsmith, Director of Parks, Building and Grounds

Date: February 5, 2019

Re: Monthly Report

We performed building maintenance as needed this month. The Ranshaw House had heating issues during the cold spell that had to be addressed. Parks staff cleaned and resurfaced the Parks Department office floor.

We continue to pick up park/trail trash receptacles and pet waste stations as needed this month.

We maintained equipment as needed this month. We performed preventative maintenance and repaired winter equipment as time permitted. We continue to prepare for the upcoming growing season by performing preventative maintenance and repairs to ball field maintenance, mowing, trimming and landscaping equipment.

Considerable amount of time was spent removing snow and ice from City parking lots, sidewalks, trails and Hwy 965 intersections this past month. We continue removing snow on the ice skating rink at Penn Meadows Park and resurfacing as needed.

We continue to review and discuss the Parks FY1920 budget and capital projects items to prepare for the next fiscal year.

Parks staff completed various training assignments with Target Solutions software this past month.

We continue to work with the Kirkwood's Parks and Natural Resource/horticulture program with possible employment and internships of students for the upcoming season with North Liberty Parks Department. We also submitted our Seasonal Parks Worker job opportunity with Iowa, UNI, Iowa State and Cornell College.

We assisted the Communications Department and Recreation Department with the Beat the Bitter event held on February 1<sup>st</sup> & 2<sup>nd</sup>.

We continue to work with contractors to begin work on the new dog park property. Our hope is to begin removing some of the timberline trees relatively soon. I will keep everyone informed as things progress.

010-GENERAL FUND  
CULTURE & RECREATION  
PARKS/BUILDINGS/GROUNDS  
58.33% OF YEAR COMP.

DEPARTMENTAL EXPENDITURES	CURRENT BUDGET	CURRENT PERIOD	YEAR TO DATE ACTUAL	% OF BUDGET	BUDGET BALANCE
<u>PERSONNEL SERVICES</u>					
010-6-4030-1-6010 REGULAR SALARIES AND W	374,905.00	27,347.07	183,477.77	48.94	191,427.23
010-6-4030-1-6020 PART-TIME & TEMPORARY	120,000.00	2,128.00	50,940.70	42.45	69,059.30
010-6-4030-1-6040 OVERTIME PAY	6,000.00	0.00	14,838.36	247.31 (	8,838.36)
010-6-4030-1-6041 OVERTIME REGULAR PAY	0.00	0.00	0.00	0.00	0.00
010-6-4030-1-6110 FICA/MEDICARE	37,860.00	2,160.47	18,626.94	49.20	19,233.06
010-6-4030-1-6130 IPERS	46,719.00	2,577.78	19,047.08	40.77	27,671.92
010-6-4030-1-6150 GROUP INSURANCE	81,830.00	4,669.44	33,574.42	41.03	48,255.58
010-6-4030-1-6160 WORKERS' COMPENSATION	30,000.00	0.00	0.00	0.00	30,000.00
010-6-4030-1-6181 UNIFORMS	1,300.00	0.00	1,264.71	97.29	35.29
010-6-4030-1-6182 MILEAGE	100.00	0.00	0.00	0.00	100.00
010-6-4030-1-6183 GROUP INSURANCE DEDUCT	8,000.00	60.00	2,431.80	30.40	5,568.20
010-6-4030-1-6210 DUES/MEMBERSHIPS/SUBSC	200.00	15.00	45.00	22.50	155.00
010-6-4030-1-6240 TRAINING & CONFERENCES	<u>2,000.00</u>	<u>190.00</u>	<u>432.73</u>	<u>21.64</u>	<u>1,567.27</u>
TOTAL PERSONNEL SERVICES	708,914.00	39,147.76	324,679.51	45.80	384,234.49

<u>SERVICES &amp; COMMODITIES</u>					
010-6-4030-2-6310 BUILDING MAINTENANCE	5,000.00	99.02	18,154.73	363.09 (	13,154.73)
010-6-4030-2-6320 GROUNDS MAINTENANCE	17,500.00	525.00	667.50	3.81	16,832.50
010-6-4030-2-6331 FUEL/OIL/LUBE	18,000.00	106.72	10,010.71	55.62	7,989.29
010-6-4030-2-6332 VEHICLE/EQUIPMENT MAIN	2,000.00	0.00	397.66	19.88	1,602.34
010-6-4030-2-6371 ELECTRIC UTILITY	17,000.00	799.82	13,471.99	79.25	3,528.01
010-6-4030-2-6372 DUMPSTER PICKUP	200.00	17.50	278.30	139.15 (	78.30)
010-6-4030-2-6390 GAS UTILITY	5,000.00	525.28	1,091.44	21.83	3,908.56
010-6-4030-2-6392 TURF MAINTENANCE	18,000.00	0.00	12,389.16	68.83	5,610.84
010-6-4030-2-6393 POND MAINTENANCE	4,000.00	0.00	2,365.00	59.13	1,635.00
010-6-4030-2-6394 LANDSCAPE TREE & PLANT	19,500.00	42.00	2,692.74	13.81	16,807.26
010-6-4030-2-6395 TRAIL MAINTENANCE	5,000.00	0.00	0.00	0.00	5,000.00
010-6-4030-2-6407 ENGINEERING FEES	0.00	0.00	0.00	0.00	0.00
010-6-4030-2-6408 INSURANCE/GENERAL	12,000.00	0.00	0.00	0.00	12,000.00
010-6-4030-2-6411 LEGAL FEES	0.00	0.00	0.00	0.00	0.00
010-6-4030-2-6412 IMMUNIZATION & TESTING	2,000.00	0.00	658.00	32.90	1,342.00
010-6-4030-2-6414 ADVERTISING AND PUBLIC	250.00	0.00	0.00	0.00	250.00
010-6-4030-2-6424 RADIO REPAIR/MAINTENAN	500.00	0.00	75.00	15.00	425.00
010-6-4030-2-6425 TELEPHONE & CELL PHONE	1,200.00	77.12	240.43	20.04	959.57
010-6-4030-2-6491 SOFTWARE SUPPORT	3,000.00	164.15	1,299.66	43.32	1,700.34
010-6-4030-2-6499 MISCELLANEOUS CONTRACT	2,000.00	0.00	279.00	13.95	1,721.00
010-6-4030-2-6504 MINOR EQUIPMENT	3,500.00	0.00	999.00	28.54	2,501.00
010-6-4030-2-6510 SAFETY EQUIPMENT	1,500.00	0.00	1,552.79	103.52 (	52.79)
010-6-4030-2-6514 BUILDING MAINTENANCE S	5,500.00	231.92	2,335.08	42.46	3,164.92
010-6-4030-2-6518 COMPUTERS & TECHNOLOGY	500.00	0.00	14.99	3.00	485.01
010-6-4030-2-6528 TOOLS	3,500.00	465.86	734.32	20.98	2,765.68
010-6-4030-2-6529 SHOP SUPPLIES	4,500.00	983.31	4,027.91	89.51	472.09
010-6-4030-2-6531 VEHICLE/EQUIPMENT PART	20,000.00	34.52	11,688.64	58.44	8,311.36
010-6-4030-2-6538 MISC GROUNDS MAINTENAN	4,000.00	41.97	268.82	6.72	3,731.18
010-6-4030-2-6547 PLAYGROUND EQUIPMENT P	4,500.00	0.00	3,589.73	79.77	910.27
010-6-4030-2-6548 MINOR PARK/PLAYGROUND	3,500.00	0.00	2,023.91	57.83	1,476.09
010-6-4030-2-6549 SAND/SALT/ETC	2,000.00	0.00	779.10	38.96	1,220.90

CITY OF NORTH LIBERTY  
EXPENDITURES REPORT (UNAUDITED)  
AS OF: JANUARY 31ST, 2019

010-GENERAL FUND  
CULTURE & RECREATION  
PARKS/BUILDINGS/GROUNDS 58.33% OF YEAR COMP.

DEPARTMENTAL EXPENDITURES	CURRENT BUDGET	CURRENT PERIOD	YEAR TO DATE ACTUAL	% OF BUDGET	BUDGET BALANCE
010-6-4030-2-6599 MISCELLANEOUS SUPPLIES	1,200.00	0.00	0.00	0.00	1,200.00
010-6-4030-2-6600 TOURNAMENT SUPPLIES	<u>2,000.00</u>	<u>0.00</u>	<u>0.00</u>	<u>0.00</u>	<u>2,000.00</u>
TOTAL SERVICES & COMMODITIES	188,350.00	4,114.19	92,085.61	48.89	96,264.39

CAPITAL OUTLAY

010-6-4030-3-6732 SHOP EQUIPMENT	0.00	0.00	0.00	0.00	0.00
010-6-4030-3-6739 BEAVER KREEK PARK IMPR	<u>0.00</u>	<u>0.00</u>	<u>0.00</u>	<u>0.00</u>	<u>0.00</u>
TOTAL CAPITAL OUTLAY	0.00	0.00	0.00	0.00	0.00

TRANSFERS

010-6-4030-5-6911 TRANSFER TO EQUIP REVO	65,000.00	0.00	0.00	0.00	65,000.00
010-6-4030-5-6912 TRANSFER TO CAPITAL RE	0.00	0.00	0.00	0.00	0.00
010-6-4030-5-6913 TRANSFER TO COMPUTER R	0.00	0.00	0.00	0.00	0.00
010-6-4030-5-6914 TRANSFER TO PLAYGROUND	<u>0.00</u>	<u>0.00</u>	<u>0.00</u>	<u>0.00</u>	<u>0.00</u>
TOTAL TRANSFERS	65,000.00	0.00	0.00	0.00	65,000.00

TOTAL PARKS/BUILDINGS/GROUNDS 962,264.00 43,261.95 416,765.12 43.31 545,498.88

TOTAL CULTURE & RECREATION 962,264.00 43,261.95 416,765.12 43.31 545,498.88

TOTAL EXPENDITURES 962,264.00 43,261.95 416,765.12 43.31 545,498.88