

North Liberty Parks & Recreation Committee Meeting
Thursday, April 4, 2019
Proposal of Agenda
7:00PM

NEW BUSINESS:

1. Approve minutes: Approve March 7 meeting minutes.
2. Welcome New Board Member: Richard Grugin, newly appointed member.
3. Public Comments/Concerns: Guest introduction and concern.
4. Pickleball Advocates: Advocates to provide summary of attendance and Inquiry to dedicated outdoor pickleball courts.
5. Building & Grounds Report: Parks Monthly Report
6. Summer Brochure: Registration has begun, programs offered May-August
7. Upcoming Events:

Community Gardens Sign up	2018 plot holders: April 5
	New plot holders: April 12
Easter Egg Hunt	April 13
Spring Shed Scavenger Hunt	April 26
Celebration Belle Trip	April 26
Run Crandic	April 28
8. Any new issues not on agenda?

OLD BUSINESS:

1. Recreation Monthly Report: Recreation Review from previous month.
CIP Projects for FY20
Public forums/committees – research continues
2. Any old issues not on agenda?

CONCLUSION:

1. Next Meeting: Thursday, May 2, 2019 at 7:00 PM
Location: City Council Chambers at 1 Quail Creek Circle
2. Adjourn

North Liberty Parks & Recreation Committee Meeting

Thursday, March 7, 2019

Board Members Present: Matthew Eckhardt, Jami Maxson, Jerry Stimmel, Megan Lehman, Amalia Gedney-Lose

Others Present: Shelly Simpson, Guy Goldsmith, Tim Hamer

Meeting called to order: 6:57 pm

NEW BUSINESS:

1. **Approve minutes:** Minutes from February 7 meeting approved.
2. **Public Comments-** Brent Smith, candidate for City Council, introduced self, was past part-time employee for Parks Dept, open to concerns and needs related to city parks and recreation.
3. **Board Member Vacancy-** Seven applications received, appointed March 12.
4. **Park and Rec Synopsis-** City administration wants to hold off on Recreation Master Plan, discussed synopsis sent out for review.
Q1 Re Parks plan - need to reframe list as many projects have been completed. Park and Rec Committee can prioritize list, but would like public input. Proposal made to establish subcommittee to work on reviewing 5 year CIP and present to board, including public (perhaps board applicants not selected).
Q2 Re Aquatic Plan Addendum A - board members agree with current plan, realizing is work in progress.
Q 3 Re Recreation Site Feasibility - board agrees with need to evaluate, have staff assess possibilities for facility and parking additions, recognizing need to fairly soon decide on mid to long range plans.
Synopsis - discussed working on vision plan, again with input from the public, seeking what they see as needs for the community. Brainstormed re how to facilitate public engagement, again discussing subcommittee to meeting laws.
5. **Outdoor Pool Play Feature:** Replacement of main play feature anticipated this spring, as well as changes to wall for floatable walk.
6. **Building and Grounds Report:** Busy with snow and ice removal; anxious for it to be gone to get parks ready for spring activities. Helped at Beat the Bitter. Interviewing seasonal workers. Waiting for weather to allow timberline tree removal at dog park.
7. **Baseball/Softball Update:** Registration deadlines approaching. Brian held lottery for use of Quail Ridge and Koser fields. Liberty will still need to use Babe Ruth field this year.
8. **Summer 2019 Brochure:** rough draft coming soon for May-August programs.
9. **Upcoming Events:**

Community Garden signup	April 5/April 12
Easter Egg Hunt	April 13
Spring Shed Scavenger Hunt	April 26
Celebration Belle trip	April 26
Run Crandic	April 28

OLD BUSINESS:

1. **Recreation Monthly Report:** Reviewed. Swim lessons had 89 on waiting list in past. Shelly will get more info on these numbers, as well as comparison of package usage (current v past).

CONCLUSION:

1. **Next Meeting** **Thursday, April 4, 2019 at 7:00PM;** City Council Chambers at 1 Quail Creek Circle
2. Adjourned at 7:45 pm

Minutes submitted by Jami Maxson

**To: Park & Recreation Commission Board Members
Mayor, City Council and City Administrator**
From: Shelly Simpson, Recreation Director
Date: April 1, 2019
Re: Monthly Report – March 2019

Program Summaries – March

Swim Lessons:

Adult Lessons: April – next session
Parent Tot: April – next session
Tadpoles: April – next session
Level 1: April – next session
Level 2: April – next session
Level 3: April – next session
Level 4: April – next session
Level 5: April – next session
Level 6: April – next session
Private - T: April – next session
TH: April – next session
Totaling; April – next session

Pool Programs:

Early Bird Aqua Aerobics: 3 participants, plus drop-ins.
Easy Does It: 4 participants, plus drop-ins.
Water Resistance AM: 3 participant, plus drop-ins.
Aqua Boot Camp: 4 participants, plus drop-ins.
Arthritis Foundation Aqua: 25 participants, plus drop-ins.
Noodle Triathlon Workout: 2 participants, plus drop-ins.
Aqua Zumba: 10am 6 participants, plus drop-ins.
11am 11 participants, plus drop-ins.
7:15pm 13 participants, plus drop ins.
Aqua Aerobics, Toning: 2 participants, plus drop-ins.
Rec Swim Team – T: 10 participants
TH: 10 participants

Jr. Lifeguard Class: no enrollment
First Aid: 2 participants
Mermaid Class: 12 participants
Safety Swim Saturday: 49 participants

Preschool:

Pee Wee Baseball: AM Class 12 participants; wait list 2
PM Classes 34 participants; wait list 14
Kids Campsite: This month; 931 participants
Lucky Duck: This month \$.00 collected
Wiggle Worms: 3 participants, plus drop-ins.
Music & Movement: 5 participants, plus drop-ins.
Kinder Club - T: 9 participants, plus drop-ins.
TH: 6 participants, plus drop-ins.
Tippi Toes: Baby Ballet 17 participants
Ballet Tap Jazz: 15 participants
Hip Hop Jazz: 3 participants

Tippi Toes - Toddler & Me: 5 participants
Princess Camp: 9 participants

Youth Programs:

Recsters AM = 15 participants; PM = 65 participants; totals 80
Recsters Spring Break: March 18-22; each day ranged from 7-12 participants

Spring Break Cooking Class: canceled due to lack of enrollment

Parents Night Out (Mar 8): 21 participants

Youth Sports:

Tae Kwon Do M/TH: 0 participants
Tae Kwon Do T/W: 9 participants

Youth Outdoor Soccer: 56 participants

Adult Sports/Programs:

Co-ed Volleyball League: Resumes in Fall
Men's Basketball: Resumes in Fall

Adult Fitness:

Cardio Pump: 6 participants, plus drop-ins.
Kickboxing: 2 participants, plus drop-ins.
Boot Camp/Cross: 1 participant, plus drop-ins.
Body Blast: Drop-ins only.
Body Sculpt: 1 participant, plus drop-ins.
Yoga Sculpt: Drop-ins only.

Senior Citizens:

Senior Dining:	Mar 1	20
	Mar 8	13
	Mar 15	22
	Mar 22	17
	Mar 29	24
	Total for month:	96 participants

Special Events:

Optimist Pancake Breakfast: Annual community event held at Community Center.

ActiveNet Totals: Gross Income = \$ 114,006.61

See additional attached reports:

ActiveNet Monthly Revenue
Rec & Pool Revenue Monthly Summary
Daily Drop-ins Count
Memberships Issued
Memberships Scanned
Recreation, Pool and Community Center Expenditures

Net Revenue Report By Account Name

GL Account: Aquatic Programs/ Classes, Baseball/ Softball, Before/After School, Classes/Programs, Conf. Center Rental, Daily Pool Fees, Field Rental, Gerdin CC Rental, Gym Rentals, League Fees, Membership, Park/ Special Event Fees, Pool Concessions, Pool Passes, Pool Programs, Pool Rentals, Rec. Rentals, Swim Lessons, Weight Fees
 Transaction Date/Time: From Mar 1, 2019 through Mar 31, 2019
 Revenue Site: North Liberty Recreation Department

Account Name	Account #	Regular Sales +	POS Sales +	Total Deposits -	Total Discount =	Total Income	Total Refs/ Credits/ - Paid-Outs -	Total Expense =	Net Revenue	Other Information			
										Unpaid Amounts	Paid Amounts	Deferred Revenue	POS QTY
Aquatic Programs/ Classes	010-4-1-4575	\$2,993.50	\$1,238.00	\$0.00	\$0.00	\$4,231.50	(\$488.08)	\$0.00	\$3,743.42	\$0.00	\$3,743.42	\$0.00	358
Before/After School	010-4-1-4566	\$82,842.50	\$0.00	\$0.00	(\$765.00)	\$82,077.50	(\$1,847.00)	\$0.00	\$80,230.50	\$0.00	\$80,230.50	\$0.00	
Classes/Programs	010-4-1-4564	\$5,737.50	\$3,209.50	\$0.00	(\$20.00)	\$8,927.00	(\$1,685.31)	\$0.00	\$7,241.69	\$0.00	\$7,241.69	\$0.00	756
Daily Pool Fees	010-4-1-4573	\$0.00	\$5,436.00	\$0.00	\$0.00	\$5,436.00	\$0.00	\$0.00	\$5,436.00	\$0.00	\$5,436.00	\$0.00	159 9
Membership	010-4-1-4572/010-4-1-4563	\$0.00	\$26.00	\$0.00	\$0.00	\$26.00	\$0.00	\$0.00	\$26.00	\$0.00	\$26.00	\$0.00	13
Pool Passes	010-4-1-4572	\$4,212.00	\$0.00	\$0.00	\$0.00	\$4,212.00	(\$216.00)	\$0.00	\$3,996.00	\$0.00	\$3,996.00	\$0.00	
Rec. Rentals	010-4-1-4589	\$75.00	\$16.50	\$0.00	\$0.00	\$91.50	\$0.00	\$0.00	\$91.50	\$0.00	\$91.50	\$0.00	33
Swim Lessons	010-4-1-4574	\$697.50	\$0.00	\$0.00	\$0.00	\$697.50	(\$510.00)	\$0.00	\$187.50	\$0.00	\$187.50	\$0.00	
Weight Fees	010-4-1-4563	\$10,493.00	\$2,760.00	\$0.00	\$0.00	\$13,253.00	(\$199.00)	\$0.00	\$13,054.00	\$0.00	\$13,054.00	\$0.00	706
Grand Total:		\$107,051.00	\$12,686.00	\$0.00	(\$785.00)	\$118,952.00	(\$4,945.39)	\$0.00	\$114,006.61	\$0.00	\$114,006.61	\$0.00	346 5

* Linked account credits

Recreation Revenue Summary; March 1-31, 2019

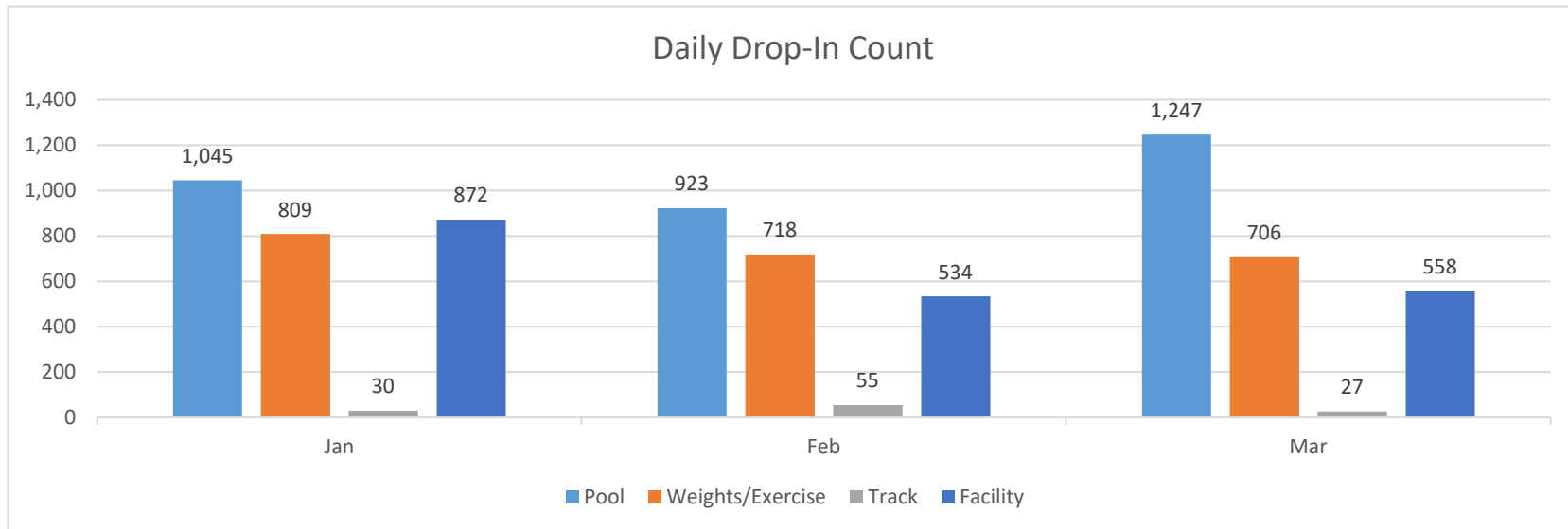
<u>Date</u>	<u>Class/Prgms</u>	<u>Weight Fees</u>	<u>BASP</u>	<u>League Fees</u>	<u>Rentals</u>	<u>Park Fees</u>	<u>GCC Fees</u>	<u>BB / SB</u>	<u>Misc/Don</u>	<u>Totals</u>
Fri., March 1	\$ 185.00	\$ 587.00	\$ 5,255.00	\$ (20.00)	\$ 2.00	\$ -	\$ -	\$ -	\$ -	\$ 6,009.00
Sat., March 2	\$ 641.00	\$ 1,086.00	\$ -	\$ -	\$ 41.00	\$ -	\$ -	\$ -	\$ -	\$ 1,768.00
Sun., March 3	\$ 367.50	\$ 458.00	\$ -	\$ -	\$ 1,141.50	\$ -	\$ -	\$ -	\$ -	\$ 1,967.00
Mon., March 4	\$ 355.00	\$ 1,240.00	\$ 16,000.00	\$ -	\$ 30.00	\$ -	\$ -	\$ -	\$ -	\$ 17,625.00
Tues., March 5	\$ 434.00	\$ 462.00	\$ 2,415.00	\$ -	\$ (154.50)	\$ -	\$ -	\$ -	\$ -	\$ 3,156.50
Wed., March 6	\$ 345.00	\$ 441.00	\$ 1,820.00	\$ -	\$ 642.50	\$ 20.00	\$ -	\$ -	\$ -	\$ 3,268.50
Thurs., Mar 7	\$ 33.50	\$ 287.00	\$ 3,135.00	\$ -	\$ 25.50	\$ -	\$ -	\$ -	\$ -	\$ 3,481.00
Fri., March 8	\$ 450.00	\$ 466.00	\$ 1,470.00	\$ -	\$ -	\$ -	\$ -	\$ -	\$ -	\$ 2,386.00
Sat., March 9	\$ 432.00	\$ 338.00	\$ 3,675.00	\$ -	\$ 170.50	\$ -	\$ -	\$ -	\$ -	\$ 4,615.50
Sun., Mar 10	\$ 161.00	\$ 275.00	\$ -	\$ -	\$ 0.50	\$ -	\$ -	\$ -	\$ -	\$ 436.50
Mon., Mar 11	\$ 146.50	\$ 673.00	\$ 260.00	\$ -	\$ 181.00	\$ -	\$ -	\$ -	\$ -	\$ 1,260.50
Tues., Mar 12	\$ 221.00	\$ 497.00	\$ 1,905.00	\$ -	\$ 380.00	\$ -	\$ -	\$ -	\$ (1.00)	\$ 3,002.00
Wed., Mar 13	\$ 4.00	\$ 159.00	\$ 785.00	\$ -	\$ 51.00	\$ -	\$ -	\$ -	\$ 30.00	\$ 1,029.00
Thurs., Mar 14	\$ 236.00	\$ 436.00	\$ 1,102.50	\$ -	\$ 247.50	\$ -	\$ -	\$ -	\$ -	\$ 2,022.00
Fri., Mar 15	\$ 193.50	\$ 217.00	\$ 3,457.00	\$ -	\$ 74.50	\$ -	\$ -	\$ -	\$ -	\$ 3,942.00
Sat., Mar 16	\$ 289.00	\$ 252.00	\$ -	\$ -	\$ 120.00	\$ -	\$ -	\$ -	\$ -	\$ 661.00
Sun., Mar 17	\$ 192.00	\$ 325.00	\$ -	\$ -	\$ -	\$ -	\$ -	\$ -	\$ -	\$ 517.00
Mon., Mar 18	\$ 291.00	\$ 454.15	\$ 1,275.00	\$ -	\$ 15.50	\$ 30.00	\$ -	\$ -	\$ -	\$ 2,065.65
Tues., Mar 19	\$ 222.00	\$ 690.00	\$ 1,175.00	\$ -	\$ 547.00	\$ 20.00	\$ -	\$ -	\$ -	\$ 2,654.00
Wed., Mar 20	\$ 428.50	\$ 502.00	\$ 923.00	\$ -	\$ 280.00	\$ -	\$ -	\$ -	\$ -	\$ 2,133.50
Thurs., Mar 21	\$ 213.50	\$ 242.00	\$ 2,147.50	\$ -	\$ -	\$ -	\$ -	\$ -	\$ -	\$ 2,603.00
Fri., Mar 22	\$ 323.00	\$ 781.85	\$ 4,840.00	\$ -	\$ 1.50	\$ -	\$ -	\$ -	\$ -	\$ 5,946.35
Sat., Mar 23	\$ 201.00	\$ 181.00	\$ -	\$ -	\$ 590.50	\$ -	\$ -	\$ -	\$ 113.00	\$ 1,085.50
Sun., Mar 24	\$ 44.00	\$ 122.00	\$ 280.00	\$ -	\$ 1.00	\$ -	\$ -	\$ -	\$ -	\$ 447.00
Mon., Mar 25	\$ 221.00	\$ 424.00	\$ 6,660.00	\$ -	\$ 195.00	\$ 15.00	\$ -	\$ -	\$ -	\$ 7,515.00
Tues., Mar 26	\$ 173.50	\$ 361.00	\$ 4,777.50	\$ -	\$ 730.00	\$ -	\$ -	\$ -	\$ 5.00	\$ 6,047.00
Wed., Mar 27	\$ 175.00	\$ 138.00	\$ 2,330.00	\$ -	\$ 60.50	\$ -	\$ -	\$ -	\$ (1.00)	\$ 2,702.50
Thurs., Mar 28	\$ 320.50	\$ 250.00	\$ 1,365.00	\$ -	\$ 390.00	\$ 20.00	\$ -	\$ -	\$ 40.00	\$ 2,385.50
Fri., Mar 29	\$ 95.00	\$ 252.00	\$ 6,699.50	\$ -	\$ -	\$ -	\$ -	\$ -	\$ -	\$ 7,046.50
Sat., Mar 30	\$ 285.00	\$ 243.00	\$ 7,380.00	\$ -	\$ 30.50	\$ -	\$ -	\$ -	\$ -	\$ 7,938.50
Sun, Mar 31	\$ 131.00	\$ 255.00	\$ 1,615.00	\$ -	\$ 1.00	\$ -	\$ -	\$ -	\$ -	\$ 2,002.00
Totals	\$ 7,810.00	\$ 13,095.00	\$ 82,747.00	\$ (20.00)	\$ 5,795.50	\$ 105.00	\$ -	\$ -	\$ 186.00	\$ 109,718.50

Pool Revenue Summary; March 1-31, 2019

Date	Pool Passes	Daily Fees	Swim Lessons	Aqua Prgms	Concessions	Rentals	Misc/Don	Totals
Fri., March 1	\$ -	\$ 85.00	\$ (70.00)	\$ 280.50	\$ -	\$ -	\$ -	\$ 295.50
Sat., March 2	\$ 504.00	\$ 325.00	\$ -	\$ 190.00	\$ -	\$ -	\$ -	\$ 1,019.00
Sun., March 3	\$ 36.00	\$ 321.00	\$ -	\$ 196.50	\$ -	\$ -	\$ -	\$ 553.50
Mon., March 4	\$ 385.00	\$ 46.00	\$ 35.00	\$ 218.50	\$ -	\$ -	\$ -	\$ 684.50
Tues., March 5	\$ 261.00	\$ 61.00	\$ 30.00	\$ 131.50	\$ -	\$ 180.00	\$ -	\$ 663.50
Wed., March 6	\$ 1.00	\$ 67.00	\$ 22.50	\$ 117.00	\$ -	\$ 90.00	\$ -	\$ 297.50
Thurs., Mar 7	\$ 1.00	\$ 74.00	\$ 30.00	\$ 72.00	\$ -	\$ -	\$ -	\$ 177.00
Fri., March 8	\$ 27.00	\$ 81.00	\$ 30.00	\$ 77.50	\$ -	\$ 90.00	\$ -	\$ 305.50
Sat., March 9	\$ -	\$ 406.00	\$ (67.50)	\$ 8.00	\$ -	\$ -	\$ -	\$ 346.50
Sun., Mar 10	\$ 146.00	\$ 257.00	\$ 60.00	\$ 91.50	\$ -	\$ -	\$ -	\$ 554.50
Mon., Mar 11	\$ 135.00	\$ 41.00	\$ 120.00	\$ 70.00	\$ -	\$ (90.00)	\$ -	\$ 276.00
Tues., Mar 12	\$ 45.00	\$ 17.00	\$ 22.50	\$ 107.50	\$ -	\$ -	\$ -	\$ 192.00
Wed., Mar 13	\$ 1.00	\$ 83.00	\$ 30.00	\$ 96.00	\$ -	\$ -	\$ -	\$ 210.00
Thurs., Mar 14	\$ 477.00	\$ 75.00	\$ -	\$ 44.00	\$ -	\$ 90.00	\$ -	\$ 686.00
Fri., Mar 15	\$ 31.00	\$ 125.00	\$ -	\$ 400.00	\$ -	\$ 180.00	\$ -	\$ 736.00
Sat., Mar 16	\$ -	\$ 216.00	\$ 35.00	\$ 56.00	\$ -	\$ -	\$ -	\$ 307.00
Sun., Mar 17	\$ 28.00	\$ 163.00	\$ 7.50	\$ 32.00	\$ -	\$ 90.00	\$ -	\$ 320.50
Mon., Mar 18	\$ 99.15	\$ 289.00	\$ -	\$ 47.00	\$ -	\$ 90.00	\$ -	\$ 525.15
Tues., Mar 19	\$ 1.00	\$ 289.00	\$ -	\$ 240.00	\$ -	\$ -	\$ -	\$ 530.00
Wed., Mar 20	\$ 36.00	\$ 271.00	\$ -	\$ 48.50	\$ -	\$ -	\$ -	\$ 355.50
Thurs., Mar 21	\$ 855.00	\$ 360.00	\$ -	\$ 166.00	\$ -	\$ -	\$ -	\$ 1,381.00
Fri., Mar 22	\$ 375.85	\$ 324.00	\$ -	\$ 86.50	\$ -	\$ -	\$ -	\$ 786.35
Sat., Mar 23	\$ 495.00	\$ 343.00	\$ -	\$ 72.00	\$ -	\$ -	\$ -	\$ 910.00
Sun., Mar 24	\$ 2.00	\$ 286.00	\$ -	\$ 24.00	\$ -	\$ -	\$ -	\$ 312.00
Mon., Mar 25	\$ 1.00	\$ 54.00	\$ 27.50	\$ 138.92	\$ -	\$ -	\$ -	\$ 221.42
Tues., Mar 26	\$ 39.00	\$ 60.00	\$ -	\$ 120.50	\$ -	\$ -	\$ -	\$ 219.50
Wed., Mar 27	\$ -	\$ 96.00	\$ -	\$ 171.00	\$ -	\$ -	\$ -	\$ 267.00
Thurs., Mar 28	\$ -	\$ 56.00	\$ 30.00	\$ 71.00	\$ -	\$ -	\$ -	\$ 157.00
Fri., Mar 29	\$ 27.00	\$ 128.00	\$ -	\$ 47.00	\$ -	\$ -	\$ -	\$ 202.00
Sat., Mar 30	\$ -	\$ 175.00	\$ -	\$ 51.00	\$ -	\$ -	\$ -	\$ 226.00
Sun., Mar 31	\$ 205.00	\$ 30.00	\$ 410.50	\$ -	\$ -	\$ -	\$ -	\$ 645.50
Totals	\$ 4,214.00	\$ 5,204.00	\$ 753.00	\$ 3,471.92	\$ -	\$ 720.00	\$ -	\$ 14,362.92

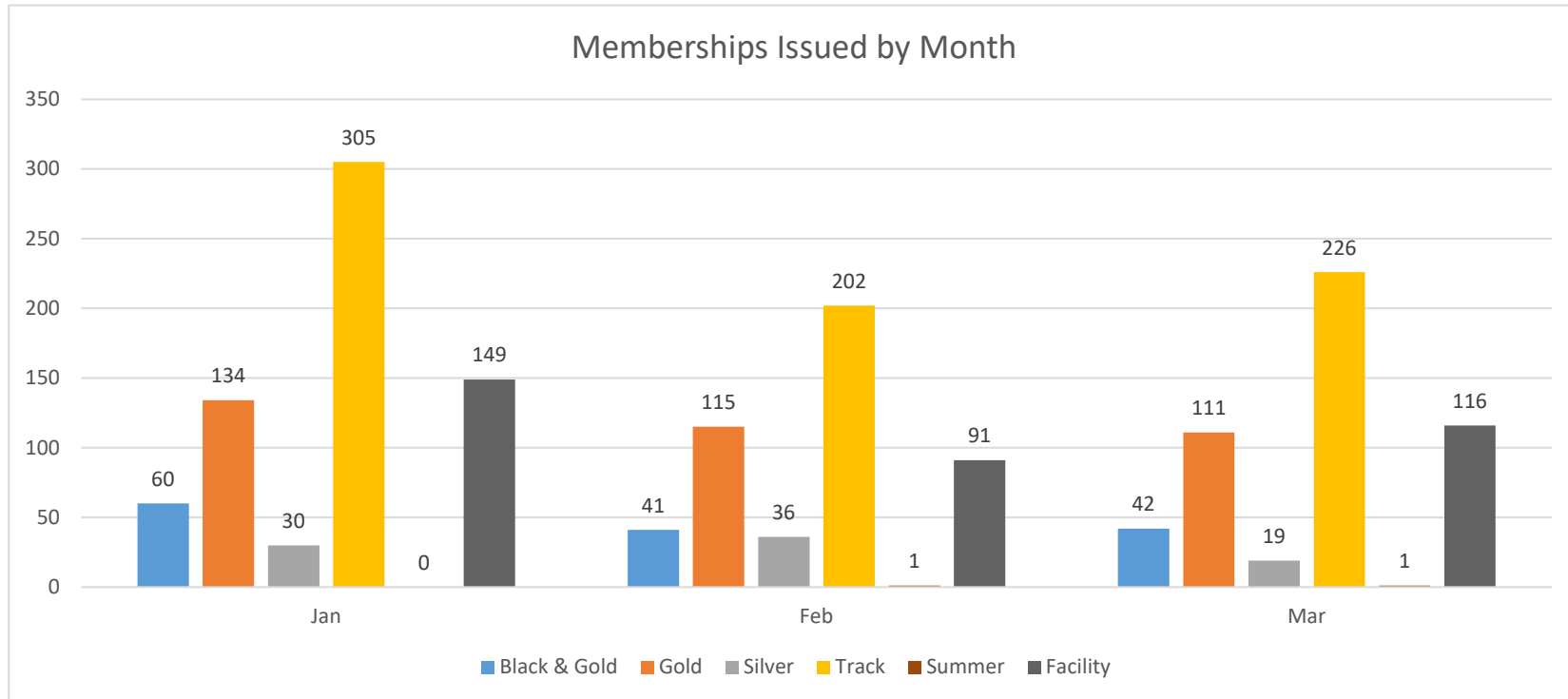
Daily Drop-in Count by Month

	July	Aug	Sept	Oct	Nov	Dec	Jan	Feb	Mar	April	May	June
Pool	8,776	6,545	1,452	962	626	922	1,045	923	1,247			
Weights/Exercise	902	853	625	412	490	646	809	718	706			
Track	0	0	0	8	31	26	30	55	27			
Open Gym Activities	359	376	368	0	0	0	0	0	0			
Facility	0	0	0	276	524	765	872	534	558			
Total	10,037	7,774	2,445	1,658	1,671	2,359	2,756	2,230	2,538			



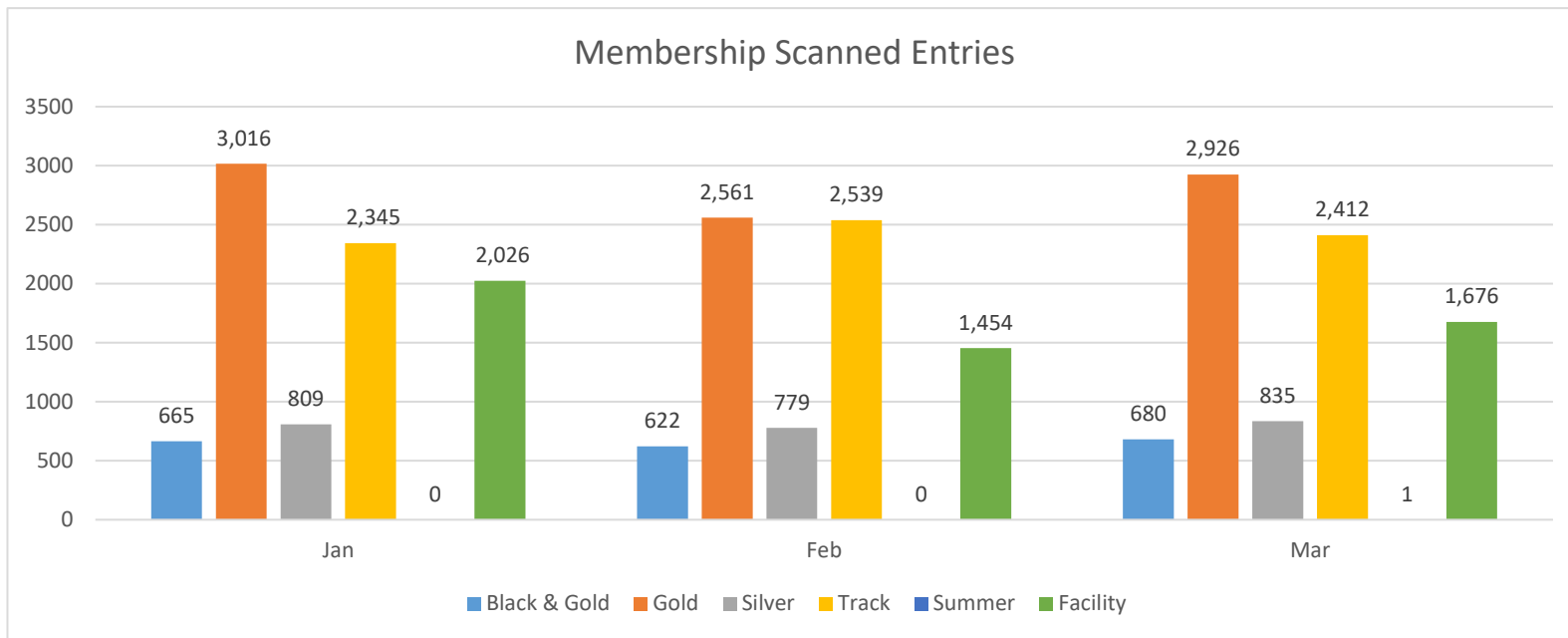
Memberships by Package: Count Issued

	July	Aug	Sept	Oct	Nov	Dec	Jan	Feb	Mar	April	May	June
Black & Gold	43	49	27	52	27	43	60	41	42			
Gold	82	83	90	116	110	117	134	115	111			
Silver	126	45	50	21	26	19	30	36	19			
Track	72	63	127	126	240	215	305	202	226			
Basketball	4	4	2	0	0	0	0	0	0			
Pickleball	20	22	13	0	0	0	0	0	0			
Volleyball	0	0	0	0	0	0	0	0	0			
Summer	1	0	0	0	0	0	0	1	1			
Facility	0	0	0	259	161	158	149	91	116			
Total	348	266	309	574	564	552	678	486	515			



Membership Usage by Month: Scanned entries

	Oct	Nov	Dec	Jan	Feb	Mar	April	May	June
Black & Gold	445	500	504	665	622	680			
Gold	2,119	2,342	2,704	3,016	2,561	2,926			
Silver	833	849	741	809	779	835			
Track	2,105	3,130	3,350	2,345	2,539	2,412			
Summer	0	0	0	0	0	1			
Facility	0	1,469	1,791	2,026	1,454	1,676			
Total	5,502	8,290	9,090	8,861	7955	8530			



010-GENERAL FUND
CULTURE & RECREATION
RECREATION

75.00% OF YEAR COMP.

DEPARTMENTAL EXPENDITURES	CURRENT BUDGET	CURRENT PERIOD	YEAR TO DATE ACTUAL	% OF BUDGET	BUDGET BALANCE
<u>PERSONNEL SERVICES</u>					
010-6-4040-1-6010 REGULAR SALARIES AND W	588,551.00	60,095.09	423,677.13	71.99	164,873.87
010-6-4040-1-6020 PART-TIME & TEMPORARY	260,000.00	20,653.87	176,961.66	68.06	83,038.34
010-6-4040-1-6040 OVERTIME PAY	2,000.00	113.37	211.19	10.56	1,788.81
010-6-4040-1-6110 FICA/MEDICARE	64,437.00	5,981.22	44,521.83	69.09	19,915.17
010-6-4040-1-6130 IPERS	79,159.00	7,354.00	52,176.94	65.91	26,982.06
010-6-4040-1-6150 GROUP INSURANCE	95,282.00	8,366.01	69,880.78	73.34	25,401.22
010-6-4040-1-6160 WORKERS' COMPENSATION	22,500.00	0.00	0.00	0.00	22,500.00
010-6-4040-1-6181 UNIFORMS	5,000.00	0.00	1,063.48	21.27	3,936.52
010-6-4040-1-6182 MILEAGE	1,500.00	0.00	133.53	8.90	1,366.47
010-6-4040-1-6183 GROUP INSURANCE DEDUCT	13,500.00	60.00	12,987.37	96.20	512.63
010-6-4040-1-6210 DUES/MEMBERSHIPS/SUBSC	2,000.00	0.00	459.05	22.95	1,540.95
010-6-4040-1-6240 TRAINING & CONFERENCES	8,000.00	742.22	1,212.22	15.15	6,787.78
010-6-4040-1-6253 EMPLOYEE RECOGNITION	<u>1,000.00</u>	<u>0.00</u>	<u>470.70</u>	<u>47.07</u>	<u>529.30</u>
TOTAL PERSONNEL SERVICES	1,142,929.00	103,365.78	783,755.88	68.57	359,173.12

SERVICES & COMMODITIES

010-6-4040-2-6310 BUILDING MAINTENANCE	1,000.00	0.00	11,365.98	1,136.60 (10,365.98)
010-6-4040-2-6331 FUEL/OIL/LUBE	4,000.00	121.76	2,725.96	68.15	1,274.04
010-6-4040-2-6332 VEHICLE/EQUIPMENT MAIN	2,000.00	41.97	2,655.92	132.80 (655.92)
010-6-4040-2-6340 OFFICE EQUIPMENT REPAI	0.00	256.03	256.03	0.00 (256.03)
010-6-4040-2-6371 ELECTRIC UTILITY	77,000.00	5,987.55	69,278.16	89.97	7,721.84
010-6-4040-2-6372 DUMPSTER PICKUP	1,000.00	35.00	396.58	39.66	603.42
010-6-4040-2-6390 GAS UTILITY	25,000.00	1,590.87	8,824.27	35.30	16,175.73
010-6-4040-2-6408 INSURANCE/GENERAL	32,000.00	0.00	0.00	0.00	32,000.00
010-6-4040-2-6412 IMMUNIZATION & TESTING	7,500.00	151.50	2,417.00	32.23	5,083.00
010-6-4040-2-6414 ADVERTISING AND PUBLIC	8,000.00	0.00	5,744.88	71.81	2,255.12
010-6-4040-2-6418 STATE SALES TAX	0.00	0.00	0.00	0.00	0.00
010-6-4040-2-6422 OFFICE EQUIPMENT MAINT	5,000.00	285.88	3,090.92	61.82	1,909.08
010-6-4040-2-6425 TELEPHONE & CELL PHONE	2,500.00	185.99	1,290.91	51.64	1,209.09
010-6-4040-2-6428 BUILDING MAINTENANCE C	2,000.00	0.00	0.00	0.00	2,000.00
010-6-4040-2-6438 INSTRUCTOR/OFFICIALS C	45,000.00	10,044.05	49,061.59	109.03 (4,061.59)
010-6-4040-2-6439 CREDIT CARD FEES	48,000.00	2,037.77	38,034.76	79.24	9,965.24
010-6-4040-2-6440 NSF CHARGEBACK FEES	0.00	0.00	0.00	0.00	0.00
010-6-4040-2-6441 REC EQUIPMENT MAINT CO	4,500.00	0.00	1,848.08	41.07	2,651.92
010-6-4040-2-6491 SOFTWARE SUPPORT	10,000.00	0.00	5,607.19	56.07	4,392.81
010-6-4040-2-6499 MISCELLANEOUS CONTRACT	1,000.00	0.00	1,975.00	197.50 (975.00)
010-6-4040-2-6504 MINOR EQUIPMENT	5,000.00	0.00	645.33	12.91	4,354.67
010-6-4040-2-6506 OFFICE SUPPLIES	5,000.00	126.80	1,316.02	26.32	3,683.98
010-6-4040-2-6508 POSTAGE AND SHIPPING	100.00	17.03	579.63	579.63 (479.63)
010-6-4040-2-6511 CLEANING SUPPLIES	10,000.00	300.88	4,979.49	49.79	5,020.51
010-6-4040-2-6514 BUILDING MAINTENANCE S	12,000.00	623.99	10,127.63	84.40	1,872.37
010-6-4040-2-6518 COMPUTERS & TECHNOLOGY	4,500.00	136.90	2,181.38	48.48	2,318.62
010-6-4040-2-6531 VEHICLE/EQUIPMENT PART	2,000.00	0.00	1,552.46	77.62	447.54
010-6-4040-2-6537 PROGRAM MATERIALS	45,000.00	240.30	29,324.61	65.17	15,675.39
010-6-4040-2-6538 MISC GROUNDS MAINTENAN	1,000.00	0.00	292.14	29.21	707.86
010-6-4040-2-6550 BEFORE & AFTER SCHOOL	35,000.00	77.33	20,718.91	59.20	14,281.09
010-6-4040-2-6551 BASEBALL/SOFTBALL SUPP	5,000.00	0.00	0.00	0.00	5,000.00

CITY OF NORTH LIBERTY
 EXPENDITURES REPORT (UNAUDITED)
 AS OF: MARCH 31ST, 2019

010-GENERAL FUND
 CULTURE & RECREATION 75.00% OF YEAR COMP.
 RECREATION

DEPARTMENTAL EXPENDITURES	CURRENT BUDGET	CURRENT PERIOD	YEAR TO DATE ACTUAL	% OF BUDGET	BUDGET BALANCE
010-6-4040-2-6552 REC EQUIPMENT PARTS/SU	12,000.00	3,543.92	7,566.67	63.06	4,433.33
TOTAL SERVICES & COMMODITIES	412,100.00	25,805.52	283,857.50	68.88	128,242.50
<u>CAPITAL OUTLAY</u>					
010-6-4040-3-6710 AUTOMOTIVE EQUIPMENT	0.00	0.00	0.00	0.00	0.00
010-6-4040-3-6725 OFFICE EQUIPMENT	0.00	0.00	0.00	0.00	0.00
TOTAL CAPITAL OUTLAY	0.00	0.00	0.00	0.00	0.00
<u>TRANSFERS</u>					
010-6-4040-5-6911 TRANSFER TO EQUIP REVO	0.00	0.00	0.00	0.00	0.00
010-6-4040-5-6912 TRANSFER TO RESERVE FU	40,000.00	0.00	0.00	0.00	40,000.00
010-6-4040-5-6913 TRANSFER TO COMPUTER R	0.00	0.00	0.00	0.00	0.00
TOTAL TRANSFERS	40,000.00	0.00	0.00	0.00	40,000.00
TOTAL RECREATION	1,595,029.00	129,171.30	1,067,613.38	66.93	527,415.62
TOTAL CULTURE & RECREATION	1,595,029.00	129,171.30	1,067,613.38	66.93	527,415.62
TOTAL EXPENDITURES	1,595,029.00	129,171.30	1,067,613.38	66.93	527,415.62

010-GENERAL FUND
CULTURE & RECREATION
POOL

75.00% OF YEAR COMP.

DEPARTMENTAL EXPENDITURES	CURRENT BUDGET	CURRENT PERIOD	YEAR TO DATE ACTUAL	% OF BUDGET	BUDGET BALANCE
<u>PERSONNEL SERVICES</u>					
010-6-4070-1-6010 REGULAR SALARIES AND W	61,924.00	7,149.60	60,096.80	97.05	1,827.20
010-6-4070-1-6020 PART-TIME & TEMPORARY	318,270.00	26,112.73	277,802.28	87.29	40,467.72
010-6-4070-1-6040 OVERTIME PAY	1,000.00	0.00	1,290.10	129.01 (290.10)
010-6-4070-1-6110 FICA/MEDICARE	32,660.00	2,531.35	25,830.43	79.09	6,829.57
010-6-4070-1-6130 IPERS	40,302.00	1,752.54	12,387.39	30.74	27,914.61
010-6-4070-1-6150 GROUP INSURANCE	5,566.00	897.76	7,144.83	128.37 (1,578.83)
010-6-4070-1-6160 WORKERS' COMPENSATION	16,000.00	0.00	0.00	0.00	16,000.00
010-6-4070-1-6181 UNIFORMS	6,500.00	0.00	1,893.52	29.13	4,606.48
010-6-4070-1-6182 MILEAGE	500.00	0.00	0.00	0.00	500.00
010-6-4070-1-6183 GROUP INSURANCE DEDUCT	2,500.00	6.00	235.97	9.44	2,264.03
010-6-4070-1-6210 DUES/MEMBERSHIPS/SUBSC	1,000.00	110.89	447.97	44.80	552.03
010-6-4070-1-6240 TRAINING & CONFERENCES	8,000.00	124.50	6,030.25	75.38	1,969.75
TOTAL PERSONNEL SERVICES	494,222.00	38,685.37	393,159.54	79.55	101,062.46
<u>SERVICES & COMMODITIES</u>					
010-6-4070-2-6310 BUILDING MAINTENANCE	9,000.00	0.00	1,256.55	13.96	7,743.45
010-6-4070-2-6371 ELECTRIC UTILITY	40,000.00	2,993.77	34,640.09	86.60	5,359.91
010-6-4070-2-6390 GAS UTILITY	12,000.00	795.44	4,412.48	36.77	7,587.52
010-6-4070-2-6408 INSURANCE/GENERAL	10,000.00	0.00	0.00	0.00	10,000.00
010-6-4070-2-6412 IMMUNIZATION & TESTING	5,000.00	499.50	1,985.00	39.70	3,015.00
010-6-4070-2-6414 ADVERTISING AND PUBLIC	5,000.00	879.44	1,677.71	33.55	3,322.29
010-6-4070-2-6418 STATE SALES TAX	16,000.00	1,460.00	17,801.00	111.26 (1,801.00)
010-6-4070-2-6425 TELEPHONE & CELL PHONE	500.00	0.00	293.01	58.60	206.99
010-6-4070-2-6427 TORT LIABILITY	12,000.00	0.00	0.00	0.00	12,000.00
010-6-4070-2-6428 BUILDING MAINTENANCE C	10,000.00	0.00	5,005.50	50.06	4,994.50
010-6-4070-2-6438 INSTRUCTOR/OFFICIALS C	11,000.00	493.15	4,128.08	37.53	6,871.92
010-6-4070-2-6442 POOL EQUIPMENT MAINT C	10,000.00	4,462.64	6,211.49	62.11	3,788.51
010-6-4070-2-6491 SOFTWARE SUPPORT	1,000.00	0.00	321.95	32.20	678.05
010-6-4070-2-6499 MISCELLANEOUS CONTRACT	5,000.00	26.00	493.00	9.86	4,507.00
010-6-4070-2-6501 CHEMICALS/SUPPLIES	32,000.00	670.00	22,518.61	70.37	9,481.39
010-6-4070-2-6506 OFFICE SUPPLIES	4,000.00	454.91	1,463.84	36.60	2,536.16
010-6-4070-2-6508 POSTAGE AND SHIPPING	1,000.00	0.00	69.28	6.93	930.72
010-6-4070-2-6510 SAFETY EQUIPMENT	8,000.00	159.40	4,029.11	50.36	3,970.89
010-6-4070-2-6511 CLEANING SUPPLIES	7,500.00	275.00	1,956.37	26.08	5,543.63
010-6-4070-2-6514 BUILDING MAINTENANCE S	12,000.00	3,902.73	7,239.85	60.33	4,760.15
010-6-4070-2-6518 COMPUTERS & TECHNOLOGY	4,500.00	0.00	0.00	0.00	4,500.00
010-6-4070-2-6537 PROGRAM MATERIALS	20,000.00	0.00	4,153.98	20.77	15,846.02
010-6-4070-2-6538 MISC GROUNDS MAINTENAN	1,000.00	0.00	59.04	5.90	940.96
010-6-4070-2-6553 PERMITS & LICENSES	2,500.00	175.00	909.00	36.36	1,591.00
010-6-4070-2-6554 POOL EQUIPMENT PARTS/S	30,000.00	0.00	18,197.43	60.66	11,802.57
010-6-4070-2-6555 CONCESSION SUPPLIES	28,000.00	0.00	11,044.25	39.44	16,955.75
010-6-4070-2-6556 POOL EQUIPMENT	5,000.00	0.00	0.00	0.00	5,000.00
TOTAL SERVICES & COMMODITIES	302,000.00	17,246.98	149,866.62	49.62	152,133.38
<u>TRANSFERS</u>					
010-6-4070-5-6912 TRANSFER TO CAPITAL RE	100,000.00	0.00	0.00	0.00	100,000.00
TOTAL TRANSFERS	100,000.00	0.00	0.00	0.00	100,000.00

CITY OF NORTH LIBERTY
EXPENDITURES REPORT (UNAUDITED)
AS OF: MARCH 31ST, 2019

010-GENERAL FUND
CULTURE & RECREATION
POOL

75.00% OF YEAR COMP.

DEPARTMENTAL EXPENDITURES	CURRENT BUDGET	CURRENT PERIOD	YEAR TO DATE ACTUAL	% OF BUDGET	BUDGET BALANCE
TOTAL POOL	896,222.00	55,932.35	543,026.16	60.59	353,195.84
TOTAL CULTURE & RECREATION	896,222.00	55,932.35	543,026.16	60.59	353,195.84
TOTAL EXPENDITURES	896,222.00	55,932.35	543,026.16	60.59	353,195.84

CITY OF NORTH LIBERTY
 EXPENDITURES REPORT (UNAUDITED)
 AS OF: MARCH 31ST, 2019

010-GENERAL FUND
 CULTURE & RECREATION
 COMMUNITY CENTER

75.00% OF YEAR COMP.

DEPARTMENTAL EXPENDITURES	CURRENT BUDGET	CURRENT PERIOD	YEAR TO DATE ACTUAL	% OF BUDGET	BUDGET BALANCE
<u>SERVICES & COMMODITIES</u>					
010-6-4060-2-6310 BUILDING MAINTENANCE	103,500.00	6,017.22	40,873.81	39.49	62,626.19
010-6-4060-2-6428 BUILDING MAINTENANCE C	82,000.00	0.00	48,221.98	58.81	33,778.02
010-6-4060-2-6499 MISCELLANEOUS CONTRACT	<u>15,000.00</u>	<u>858.90</u>	<u>17,114.34</u>	<u>114.10</u>	<u>(2,114.34)</u>
TOTAL SERVICES & COMMODITIES	200,500.00	6,876.12	106,210.13	52.97	94,289.87
<u>CAPITAL OUTLAY</u>					
010-6-4060-3-6726 CAPITAL EQUIPMENT	<u>0.00</u>	<u>0.00</u>	<u>0.00</u>	<u>0.00</u>	<u>0.00</u>
TOTAL CAPITAL OUTLAY	0.00	0.00	0.00	0.00	0.00
<u>TRANSFERS</u>					
010-6-4060-5-6917 TRANSFER TO CAPITAL AC	<u>36,000.00</u>	<u>0.00</u>	<u>0.00</u>	<u>0.00</u>	<u>36,000.00</u>
TOTAL TRANSFERS	36,000.00	0.00	0.00	0.00	36,000.00
TOTAL COMMUNITY CENTER	236,500.00	6,876.12	106,210.13	44.91	130,289.87
TOTAL CULTURE & RECREATION	236,500.00	6,876.12	106,210.13	44.91	130,289.87
TOTAL EXPENDITURES	<u>236,500.00</u>	<u>6,876.12</u>	<u>106,210.13</u>	<u>44.91</u>	<u>130,289.87</u>

To: Mayor and City Council
Parks and Recreation Commission
City Administrator

From: Guy Goldsmith, Director of Parks, Building and Grounds

Date: April 2, 2019

Re: Monthly Report

We performed building maintenance as needed this month. All Park buildings are officially open for the season.

We continue to pick up trash receptacles and pet waste stations.

We have performed equipment repairs as well as regular maintenance of equipment. All of the mowing and ground maintenance equipment is now ready for the season.

We have begun weekly maintenance of ball field in preparation of evening and weekend ball field rentals. The soccer program is now underway and Parks staff will continue to prepare the fields during the spring soccer season.

We continue to purchase supplies for turf grass maintenance and will begin aerating and applying fertilizer soon. We continue to make progress on our many landscaping areas in preparation of the upcoming growing season.

On March 30th the North Liberty Youth Baseball/Softball league, Babe Ruth league, Liberty High baseball team and the Parks Department participate in the annual ball field cleanup day. I would like to thank everyone who helped out with the clean-up efforts. A lot was accomplished in a short amount of time.

The first annual DNR trout stocking and trout fishing event was held at Liberty Centre pond on March 30th. 1500 rainbow/brook trout were released in the pond that arrived from the Manchester, Iowa state hatchery. In the past this event was held at the Terry Trueblood recreation area in Iowa City. The family fishing event will continue to be held at Liberty Centre pond in the future. We had approximately 100 plus people attend this event.

The annual Muddy Creek and Bike Trail clean-up is scheduled for April 6th, 9:00 am at the Rec Center north parking lot. The public is welcomed to join in along with the Tree & Storm Water Board, City Staff, Boy Scouts and Cub Scouts.

Work continues at the new dog park. The timber line trees have been removed and chipped up. The next step will be grading and leveling the site to gain acreage and prepare for the dog park fencing.

We made preparations and hired a contractor to remove the concrete rope climbing attachment wall at the outdoor pool. The wall is being removed to enhance lifeguard visibility. A stainless steel framework will take its place.

I attended multiple meetings in preparation of the new roundabouts and new trails projects that will be completed this summer.

We conducted interviews for the Seasonal Parks Maintenance Workers positions. All positions have been filled for the season.

010-GENERAL FUND

CULTURE & RECREATION

75.00% OF YEAR COMP.

PARKS/BUILDINGS/GROUNDS

DEPARTMENTAL EXPENDITURES	CURRENT BUDGET	CURRENT PERIOD	YEAR TO DATE ACTUAL	% OF BUDGET	BUDGET BALANCE
<u>PERSONNEL SERVICES</u>					
010-6-4030-1-6010 REGULAR SALARIES AND W	374,905.00	23,449.47	230,376.71	61.45	144,528.29
010-6-4030-1-6020 PART-TIME & TEMPORARY	120,000.00	1,631.00	54,433.70	45.36	65,566.30
010-6-4030-1-6040 OVERTIME PAY	6,000.00	4,827.15	25,066.32	417.77 (19,066.32)
010-6-4030-1-6041 OVERTIME REGULAR PAY	0.00	0.00	0.00	0.00	0.00
010-6-4030-1-6110 FICA/MEDICARE	37,860.00	2,191.04	23,073.09	60.94	14,786.91
010-6-4030-1-6130 IPERS	46,719.00	2,665.54	24,430.82	52.29	22,288.18
010-6-4030-1-6150 GROUP INSURANCE	81,830.00	4,888.96	43,132.82	52.71	38,697.18
010-6-4030-1-6160 WORKERS' COMPENSATION	30,000.00	0.00	0.00	0.00	30,000.00
010-6-4030-1-6181 UNIFORMS	1,300.00	764.50	2,029.21	156.09 (729.21)
010-6-4030-1-6182 MILEAGE	100.00	0.00	0.00	0.00	100.00
010-6-4030-1-6183 GROUP INSURANCE DEDUCT	8,000.00	30.00	3,339.22	41.74	4,660.78
010-6-4030-1-6210 DUES/MEMBERSHIPS/SUBSC	200.00	75.00	120.00	60.00	80.00
010-6-4030-1-6240 TRAINING & CONFERENCES	<u>2,000.00</u>	<u>0.00</u>	<u>432.73</u>	<u>21.64</u>	<u>1,567.27</u>
TOTAL PERSONNEL SERVICES	708,914.00	40,522.66	406,434.62	57.33	302,479.38
<u>SERVICES & COMMODITIES</u>					
010-6-4030-2-6310 BUILDING MAINTENANCE	5,000.00	99.02	18,402.28	368.05 (13,402.28)
010-6-4030-2-6320 GROUNDS MAINTENANCE	17,500.00	0.00	1,094.17	6.25	16,405.83
010-6-4030-2-6331 FUEL/OIL/LUBE	18,000.00	1,687.61	15,548.87	86.38	2,451.13
010-6-4030-2-6332 VEHICLE/EQUIPMENT MAIN	2,000.00	0.00	397.66	19.88	1,602.34
010-6-4030-2-6371 ELECTRIC UTILITY	17,000.00	952.82	16,203.97	95.32	796.03
010-6-4030-2-6372 DUMPSTER PICKUP	200.00	17.50	313.30	156.65 (113.30)
010-6-4030-2-6390 GAS UTILITY	5,000.00	789.76	2,562.04	51.24	2,437.96
010-6-4030-2-6392 TURF MAINTENANCE	18,000.00	0.00	12,389.16	68.83	5,610.84
010-6-4030-2-6393 POND MAINTENANCE	4,000.00	0.00	2,365.00	59.13	1,635.00
010-6-4030-2-6394 LANDSCAPE TREE & PLANT	19,500.00	533.47	3,226.21	16.54	16,273.79
010-6-4030-2-6395 TRAIL MAINTENANCE	5,000.00	0.00	0.00	0.00	5,000.00
010-6-4030-2-6407 ENGINEERING FEES	0.00	0.00	0.00	0.00	0.00
010-6-4030-2-6408 INSURANCE/GENERAL	12,000.00	0.00	0.00	0.00	12,000.00
010-6-4030-2-6411 LEGAL FEES	0.00	0.00	0.00	0.00	0.00
010-6-4030-2-6412 IMMUNIZATION & TESTING	2,000.00	33.00	691.00	34.55	1,309.00
010-6-4030-2-6414 ADVERTISING AND PUBLIC	250.00	41.54	41.54	16.62	208.46
010-6-4030-2-6424 RADIO REPAIR/MAINTENAN	500.00	0.00	75.00	15.00	425.00
010-6-4030-2-6425 TELEPHONE & CELL PHONE	1,200.00	5.00	250.43	20.87	949.57
010-6-4030-2-6491 SOFTWARE SUPPORT	3,000.00	0.00	1,299.66	43.32	1,700.34
010-6-4030-2-6499 MISCELLANEOUS CONTRACT	2,000.00	0.00	279.00	13.95	1,721.00
010-6-4030-2-6504 MINOR EQUIPMENT	3,500.00	0.00	999.00	28.54	2,501.00
010-6-4030-2-6510 SAFETY EQUIPMENT	1,500.00	0.00	1,596.77	106.45 (96.77)
010-6-4030-2-6514 BUILDING MAINTENANCE S	5,500.00	767.55	3,185.35	57.92	2,314.65
010-6-4030-2-6518 COMPUTERS & TECHNOLOGY	500.00	0.00	131.97	26.39	368.03
010-6-4030-2-6528 TOOLS	3,500.00	274.44	1,008.76	28.82	2,491.24
010-6-4030-2-6529 SHOP SUPPLIES	4,500.00	222.19	4,711.01	104.69 (211.01)
010-6-4030-2-6531 VEHICLE/EQUIPMENT PART	20,000.00	1,101.99	14,257.99	71.29	5,742.01
010-6-4030-2-6538 MISC GROUNDS MAINTENAN	4,000.00	0.00	268.82	6.72	3,731.18
010-6-4030-2-6547 PLAYGROUND EQUIPMENT P	4,500.00	0.00	3,589.73	79.77	910.27
010-6-4030-2-6548 MINOR PARK/PLAYGROUND	3,500.00	0.00	2,023.91	57.83	1,476.09
010-6-4030-2-6549 SAND/SALT/ETC	2,000.00	0.00	1,710.10	85.51	289.90

CITY OF NORTH LIBERTY
 EXPENDITURES REPORT (UNAUDITED)
 AS OF: MARCH 31ST, 2019

010-GENERAL FUND
 CULTURE & RECREATION 75.00% OF YEAR COMP.
 PARKS/BUILDINGS/GROUNDS

DEPARTMENTAL EXPENDITURES	CURRENT BUDGET	CURRENT PERIOD	YEAR TO DATE ACTUAL	% OF BUDGET	BUDGET BALANCE
010-6-4030-2-6599 MISCELLANEOUS SUPPLIES	1,200.00	0.00	0.00	0.00	1,200.00
010-6-4030-2-6600 TOURNAMENT SUPPLIES	<u>2,000.00</u>	<u>0.00</u>	<u>0.00</u>	<u>0.00</u>	<u>2,000.00</u>
TOTAL SERVICES & COMMODITIES	188,350.00	6,525.89	108,622.70	57.67	79,727.30

CAPITAL OUTLAY

010-6-4030-3-6732 SHOP EQUIPMENT	0.00	0.00	0.00	0.00	0.00
010-6-4030-3-6739 BEAVER KREEK PARK IMPR	<u>0.00</u>	<u>0.00</u>	<u>0.00</u>	<u>0.00</u>	<u>0.00</u>
TOTAL CAPITAL OUTLAY	0.00	0.00	0.00	0.00	0.00

TRANSFERS

010-6-4030-5-6911 TRANSFER TO EQUIP REVO	65,000.00	0.00	0.00	0.00	65,000.00
010-6-4030-5-6912 TRANSFER TO CAPITAL RE	0.00	0.00	0.00	0.00	0.00
010-6-4030-5-6913 TRANSFER TO COMPUTER R	0.00	0.00	0.00	0.00	0.00
010-6-4030-5-6914 TRANSFER TO PLAYGROUND	<u>0.00</u>	<u>0.00</u>	<u>0.00</u>	<u>0.00</u>	<u>0.00</u>
TOTAL TRANSFERS	65,000.00	0.00	0.00	0.00	65,000.00

TOTAL PARKS/BUILDINGS/GROUNDS 962,264.00 47,048.55 515,057.32 53.53 447,206.68

TOTAL CULTURE & RECREATION 962,264.00 47,048.55 515,057.32 53.53 447,206.68

TOTAL EXPENDITURES 962,264.00 47,048.55 515,057.32 53.53 447,206.68