



# **Additional Information**



To **North Liberty Mayor and City Council Members**  
CC **City Administrator Ryan Heiar**  
From **Fire Chief Brian Platz**  
Date **February 13<sup>th</sup>, 2020**  
Re **February Fire Department Council Report**

---

January proved to be the busiest month on record for the NLFD. We concluded the month at 140 calls, which is 9 calls higher than our previous record. The increase is attributed to higher EMS and false alarm responses than normal. Additionally, the department responded outside the fire district 8 times in January, which goes to show that our neighbors were busy as well.

The department responded to a significant fire at 23 Heritage Drive on January 10<sup>th</sup>. The fire started in the underneath garage of a 12-unit townhouse building. Crews worked to confine the fire to the garage and townhouse of origin, with minor damage to the adjacent exposure townhouses. Crews removed a cat from the building and handed it off to Johnson County Ambulance for treatment. Two firefighters were injured during the event. The NLFD received assistance from Coralville, Solon, Iowa City, Tiffin, and Swisher Fire Departments. North Liberty police, streets, water, wastewater and building departments also provided assistance. All agencies and departments worked very well together.

The new firefighters that were installed in January are progressing nicely and we plan to give them the green light to respond to calls yet this week. They won't be allowed to sign up for "on call" hours, but getting them on trucks and responding will promote continued growth and development as firefighters and first responders. The group continues to meet weekly for training as they move closer to certification.

Fire administrative staff worked diligently to prepare input for the upcoming city goal setting sessions. As we considered successes as well as areas of improvement, we looked within the departments strategic plan as a way to approach city goal setting. We believe that the components within our strategic plan should shake hands with the overall city document. This will ensure a consistent and coordinated road to improvement.

The department looks forward to receiving its new tanker truck in late February or early March. Once this truck is in house, training and equipment installation will take place in order to get it in service. Once its duty ready, the large pumper/tanker will be released to the Cullom Fire Protection District (Illinois) as per the sales agreement. April 1<sup>st</sup> is the date that we have to release the truck. We believe the turnaround should be fairly quick once we take possession of our new tanker.

Last month I promised to produce an annual report. That document is still in the works. The added call volume last month impacted office time and its my hope to have it for you in the weeks to come.



# North Liberty Fire Department 2020 Monthly/YTD Response Report

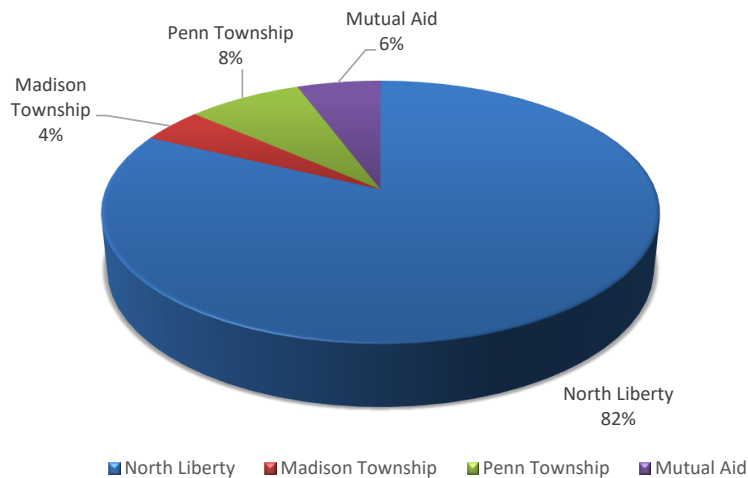
## North Liberty Fire Department Responses By Fire District

	January	February	March	April	May	June	July	August	September	October	November	December	Year To Date	Percent To Date
North Liberty	115												115	82.14%
Madison Township	6												6	4.29%
Penn Township	11												11	7.86%
Mutual Aid	8												8	5.71%
<b>Total Responses</b>	<b>140</b>												<b>140</b>	

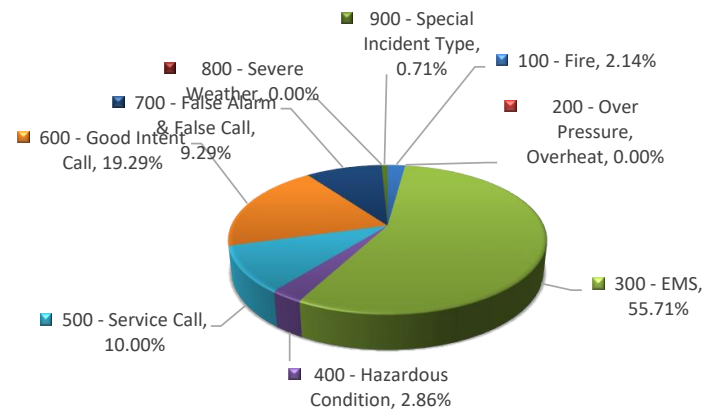
## North Liberty Fire Department Responses By Type of Incident

	January	February	March	April	May	June	July	August	September	October	November	December	Year To Date	Percent To Date
100 - Fire	3												3	2.14%
200 - Over Pressure, Overheat														0.00%
300 - EMS													78	55.71%
400 - Hazardous Condition	4												4	2.86%
500 - Service Call	14												14	10.00%
600 - Good Intent Call	27												27	19.29%
700 - False Alarm & False Call	13												13	9.29%
800 - Severe Weather														0.00%
900 - Special Incident Type	1												1	0.71%
<b>Total Responses</b>	<b>140</b>												<b>140</b>	

2020 District Responses YTD  
(Rounded Percentage)



2020 Type of Incidents YTD  
(Percentage)





# North Liberty Fire Department 2020 Monthly/YTD Response Report

## North Liberty Fire Department Response Statistics (All Incidents)

	January	February	March	April	May	June	July	August	September	October	November	December	Year To Date	Year To Date
<b>Total Responses for Month</b>	140	0	0	0	0	0	0	0	0	0	0	0	140	
Average Responders per Incident	5.6												4.4	
# Incidents with 2 or less Responders	13												13	
% Incidents with 2 or less Responders	9.3%												9.3%	
# Incidents with No NLFD Response	1													
													<b>Year To Date</b>	<b>Percent To Date</b>
# Incidents Cancelled Enroute or Prior to Arrival	15												15	10.71%
# Incidents Cancelled by JCAS	6												6	40.00%
# Incidents Cancelled by JECC	3												3	20.00%
# Incidents Cancelled by Law Enforcement	2												2	13.33%
# Incidents Cancelled by Fire Department	4												4	26.67%

## North Liberty Fire Department Emergent Response Turnout Statistics (Lights & Sirens)

	January	February	March	April	May	June	July	August	September	October	November	December
<b>Total Emergent (Lights &amp; Sirens) Responses for Month</b>	73											
# of Incidents with Turnout Time 2 Minutes or Less - PPC/Admii	9											
# of Incidents with Turnout Time 2 Minutes or Less - PT	5											
# of Incidents with Turnout Time 2 Minutes or Less - Total	14											
% Incidents with Turnout Time 2 Minutes or Less	19.2%											
90th Percentile Turnout Time - (Minutes) Part-Time	2:49											
90th Percentile Turnout Time - (Minutes) Paid Per Call	7:34											

\*\*(Turnout Time is defined as Dispatch Time to Unit Enroute Time)(PPC-Paid Per Call)(PT-Part Time)

## North Liberty Fire Department Auto Aid & Mutual Given

	January	February	March	April	May	June	July	August	September	October	November	December	Year To Date	Percent To Date
Auto Aid - Coralville (52001)	2												2	1.43%
Auto Aid - Iowa City (52003)	1												1	0.71%
Auto Aid - Solon (52008)	2												2	1.43%
Auto Aid - Swisher (52009)	3												3	2.14%
Mutual Aid - Other Fire Departments													0	0.00%
<b>Total Responses</b>	8	0	0	0	0	0	0	0	0	0	0	0	8	5.71%

## North Liberty Fire Department Auto Aid & Mutual Received

	January	February	March	April	May	June	July	August	September	October	November	December	Year To Date	Percent To Date
Auto Aid - Coralville (52001)	1												1	0.71%
Auto Aid - Iowa City (52003)	1												1	0.71%
Auto Aid - Solon (52008)	1												1	0.71%
Auto Aid - Swisher (52009)	4												4	2.86%
Mutual Aid - Other Fire Departments	1												1	0.71%
<b>Total Responses</b>	8	0	0	0	0	0	0	0	0	0	0	0	8	5.71%



## Financial Report

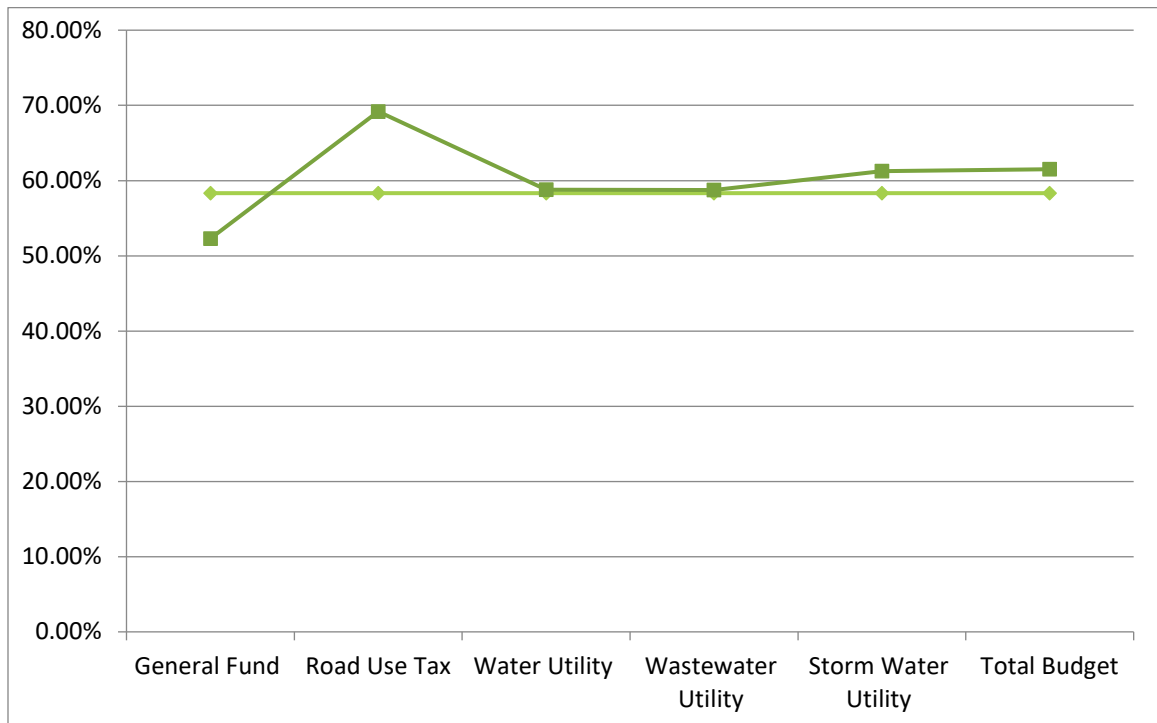
January 31, 2020

City staff are pleased to submit the unaudited monthly financial report for the month of January 2020. At the end of the month, the City was 58.33% through the budget year. Total revenues received for the month were \$2,185,430.72. Total expenditures for the month were \$3,629,199.45. The total cash balance at the end of the month was \$16,442,430.78.

The dark green line indicates the percentage where the budget area is and the light green line is the percentage of the budget year. Any particular area falling approximately 10% below or above the percentage of the budget year will be explained below.

### Revenues

The following chart demonstrates the condition of the City's budgeted revenues as of January 31, 2020:



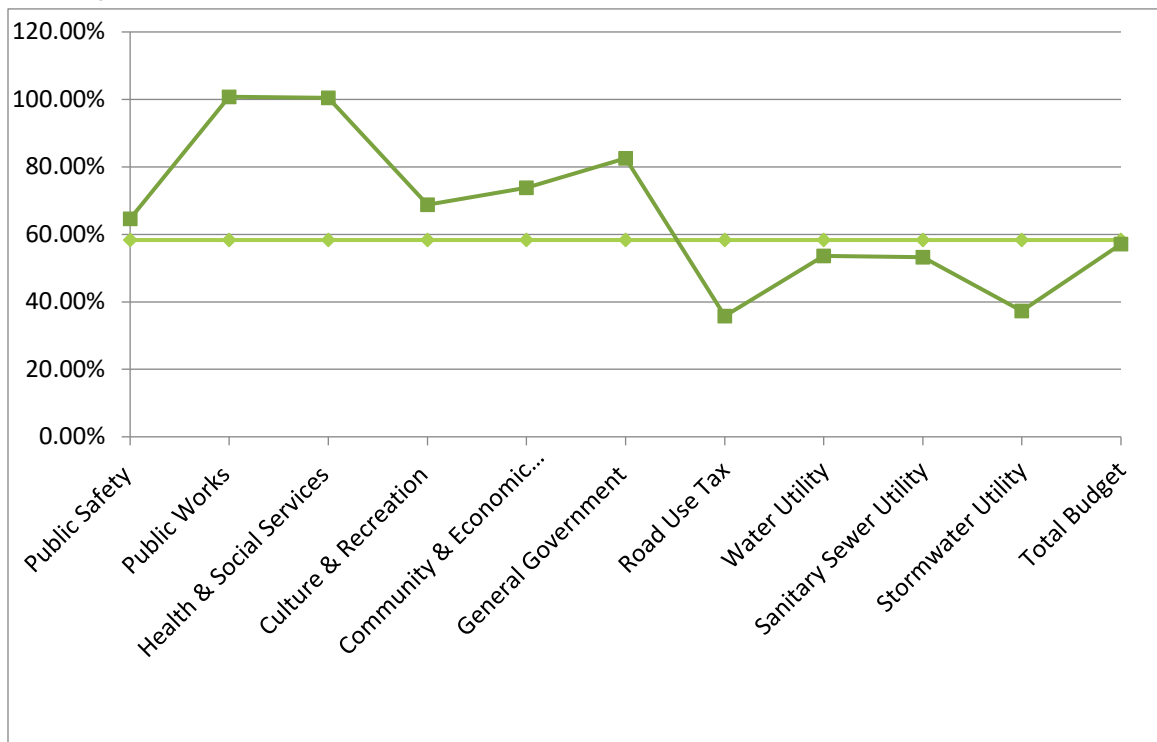
- This chart represents the historical view at the end of the month.

- The General Fund is right on the budget projection at 52.30%. The first installment of property taxes, the primary funding source in this fund, was received in October.
- Utility revenues are all on track.

Overall revenues for the fiscal year to date are \$30,750,843.10, 61.51% of the budgeted amount.

### Expenditures

The following chart demonstrates the condition of the City's budgeted expenditures as of January 31, 2020:



- Public Safety, Culture and Recreation and General Government are all higher than expected due to fund balance allocation transfers from FY 18. These offsets will be remedied with an upcoming amendment.
- Public Works is higher than expected due to additional trash and recycling expenses. This will require an amendment very soon.
- Social Service grants were paid out in August resulting in full spend of this budget.

- A bond refunding payment was made in September of over \$3 million.

Year to date total expenditures are \$28,865,247.88 or 57.13% of the projected budget amounts. This amount is right on par for the portion of the fiscal year completed.

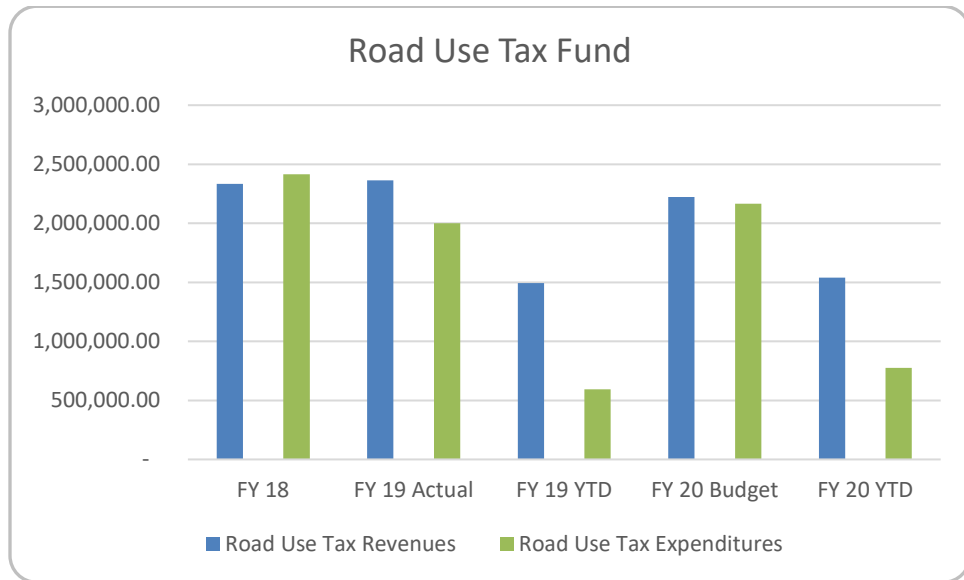
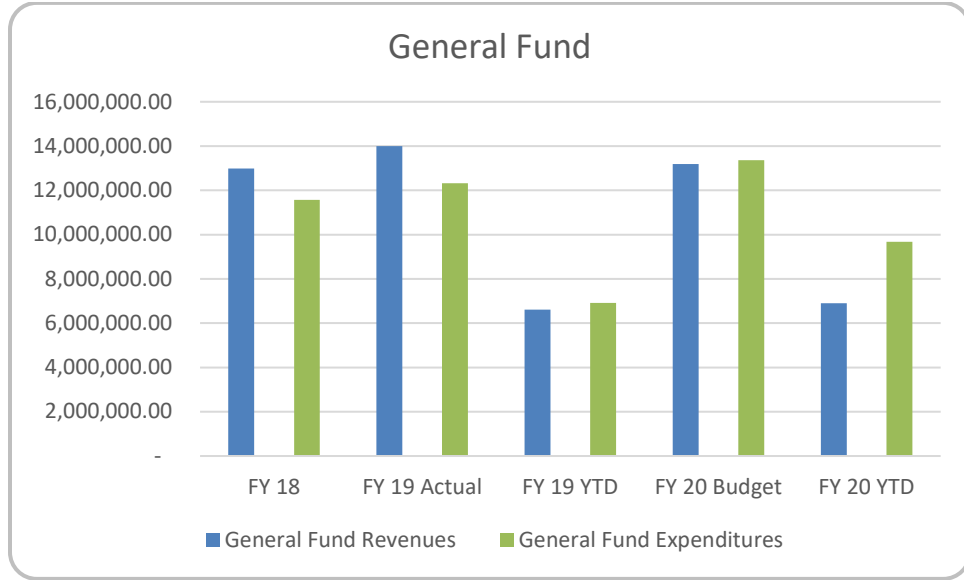
### Treasurer's Report

Following is the Treasurer's Report for January. The General Fund Balance is comprised of more than just the 010 General Fund. For accounting purposes of the budget and reporting, other funds such as Hotel/Motel Tax, Library Capital, Fire Capital and others are incorporated into the General total. The General Fund for operating expenses has a fund balance of \$ 4,735,436.43. The other funds in the total shown here are obligated to specific departments or types of activities. The other funds are separated out to keep those funds obligated for future specific types of expenditures.

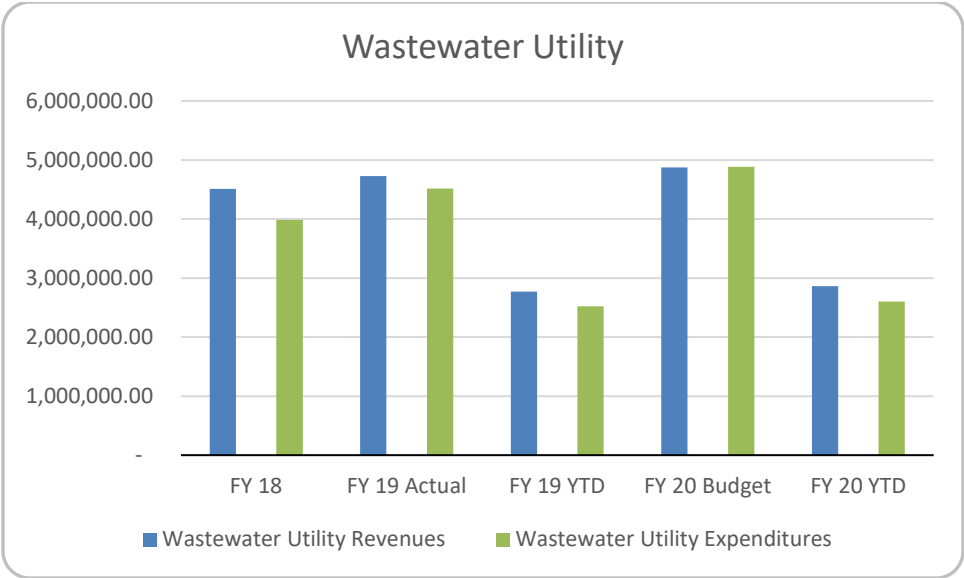
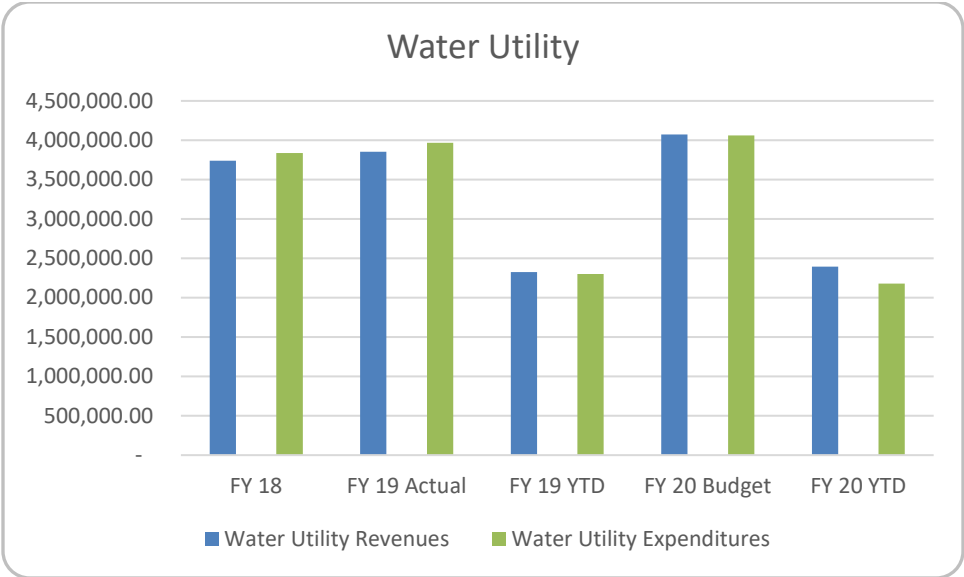
CITY OF NORTH LIBERTY TREASURER'S REPORT January 31, 2020				
FUNDS	BALANCE FORWARD	REVENUE	EXPENSE	BALANCE ENDING
	01/01/2020			01/31/2020
GENERAL	8,980,692.58	799,539.67	1,802,063.59	7,978,168.66
SPECIAL REVENUE	7,411,425.36	267,323.32	173,378.52	7,505,370.16
DEBT SERVICE	773,298.43	5,959.50	2,550.00	776,707.93
CAPITAL PROJECTS	-9,943,691.72	308.99	761,506.51	-10,704,889.24
WATER ENTERPRISE	4,309,330.87	451,298.09	444,485.81	4,316,143.15
WASTEWATER ENTERPRISE	6,239,196.90	622,436.71	473,859.11	6,387,774.50
STORM WATER ENTERPRISE	182,064.59	18,919.54	17,828.51	183,155.62
<b>TOTAL</b>	<b>17,952,317.01</b>	<b>2,165,785.82</b>	<b>3,675,672.05</b>	<b>16,442,430.78</b>

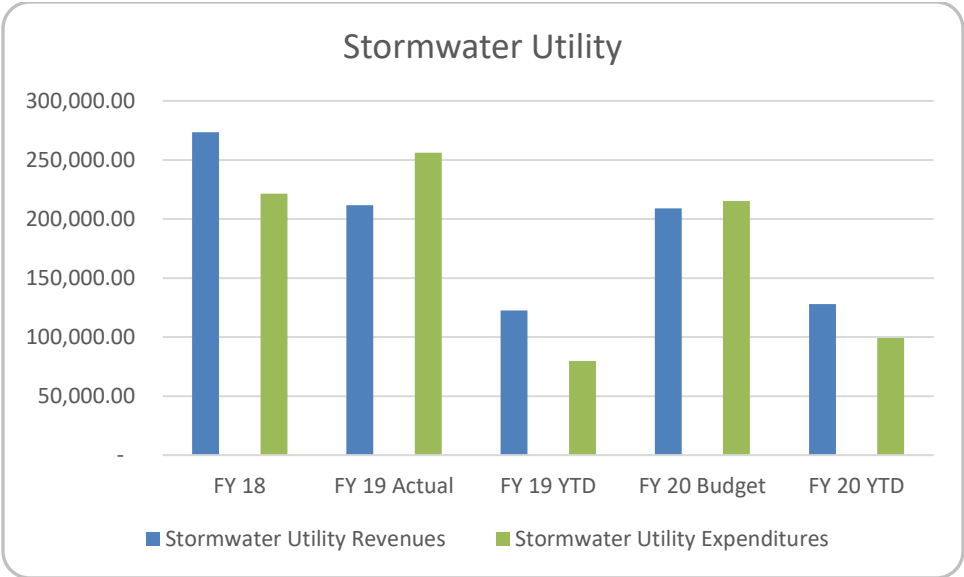
### Summary Charts

Following are comparison charts of revenues and expenditures for the past two fiscal years, this fiscal year's budget and this fiscal year to date.









If you have questions regarding this document or would like additional information, please contact Tracey Mulcahey.