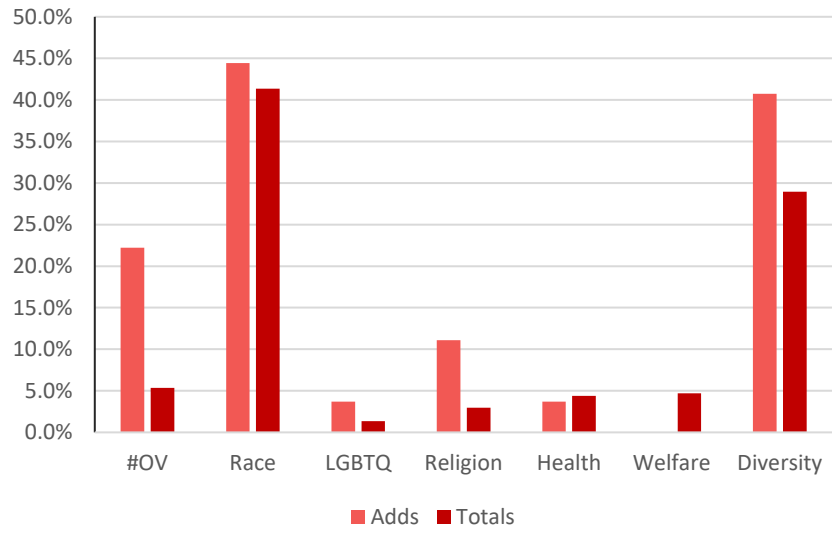
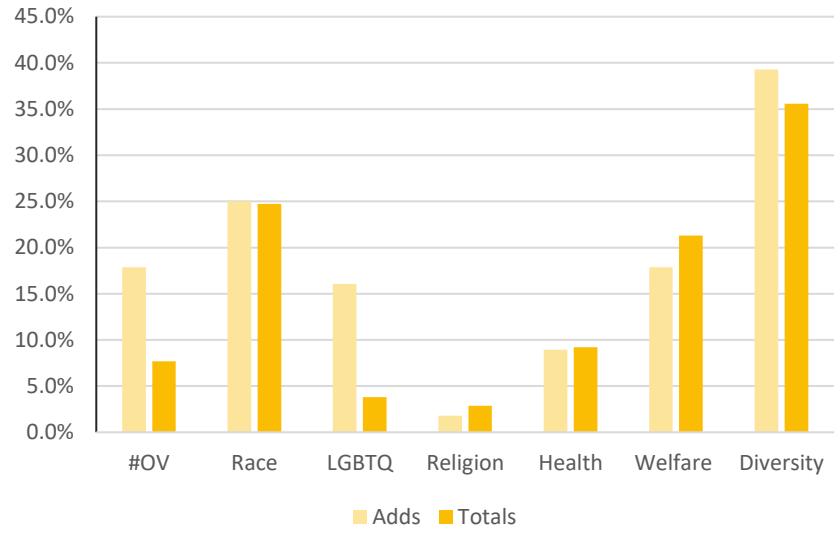


# Youth Diversity Analysis: July 2022

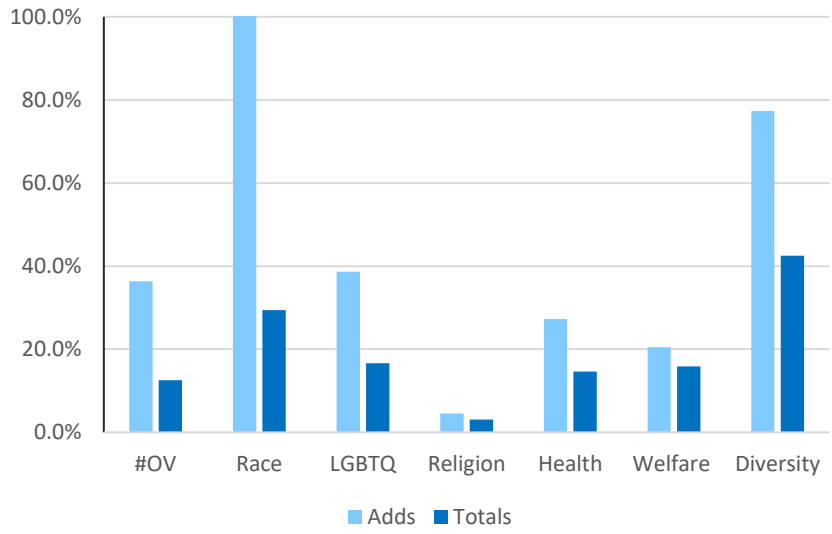
## Primary Diversity



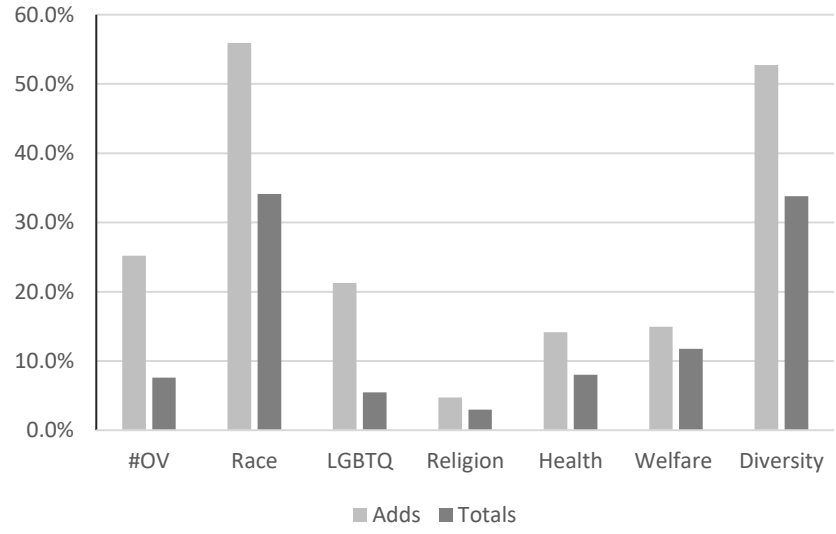
## Juvenile Diversity



## Teen Diversity



## Collection Diversity



## Youth Diversity Analysis: July 2022

	Primary		Juvenile		Teen		Total	
	Total	Additions	Total	Additions	Total	Additions	Total	Additions
<b>#OV</b>	375	6	294	10	394	16	1063	32
%	5.3%	22.2%	7.7%	17.9%	12.6%	36.4%	7.6%	25.2%
<b>Race</b>	2901	12	945	14	921	45	4767	71
%	41.3%	44.4%	24.7%	25.0%	29.4%	102.3%	34.1%	55.9%
<b>LGBTQ</b>	96	1	145	9	521	17	762	27
%	1.4%	3.7%	3.8%	16.1%	16.6%	38.6%	5.5%	21.3%
<b>Religion</b>	207	3	109	1	97	2	413	6
%	3.0%	11.1%	2.9%	1.8%	3.1%	4.5%	3.0%	4.7%
<b>Health</b>	307	1	352	5	459	12	1118	18
%	4.4%	3.7%	9.2%	8.9%	14.6%	27.3%	8.0%	14.2%
<b>Welfare</b>	330	0	814	10	496	9	1640	19
%	4.7%	0.0%	21.3%	17.9%	15.8%	20.5%	11.7%	15.0%
<b>Diversity</b>	2032	11	1360	22	1333	34	4725	67
%	29.0%	40.7%	35.6%	39.3%	42.5%	77.3%	33.8%	52.8%
Count	7016	27	3823	56	3134	44	13973	127